

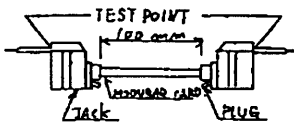

A	REVISIONS	BY	CHKD	DATE	B	REVISIONS	BY	CHKD	DATE
△					△				
△					△				

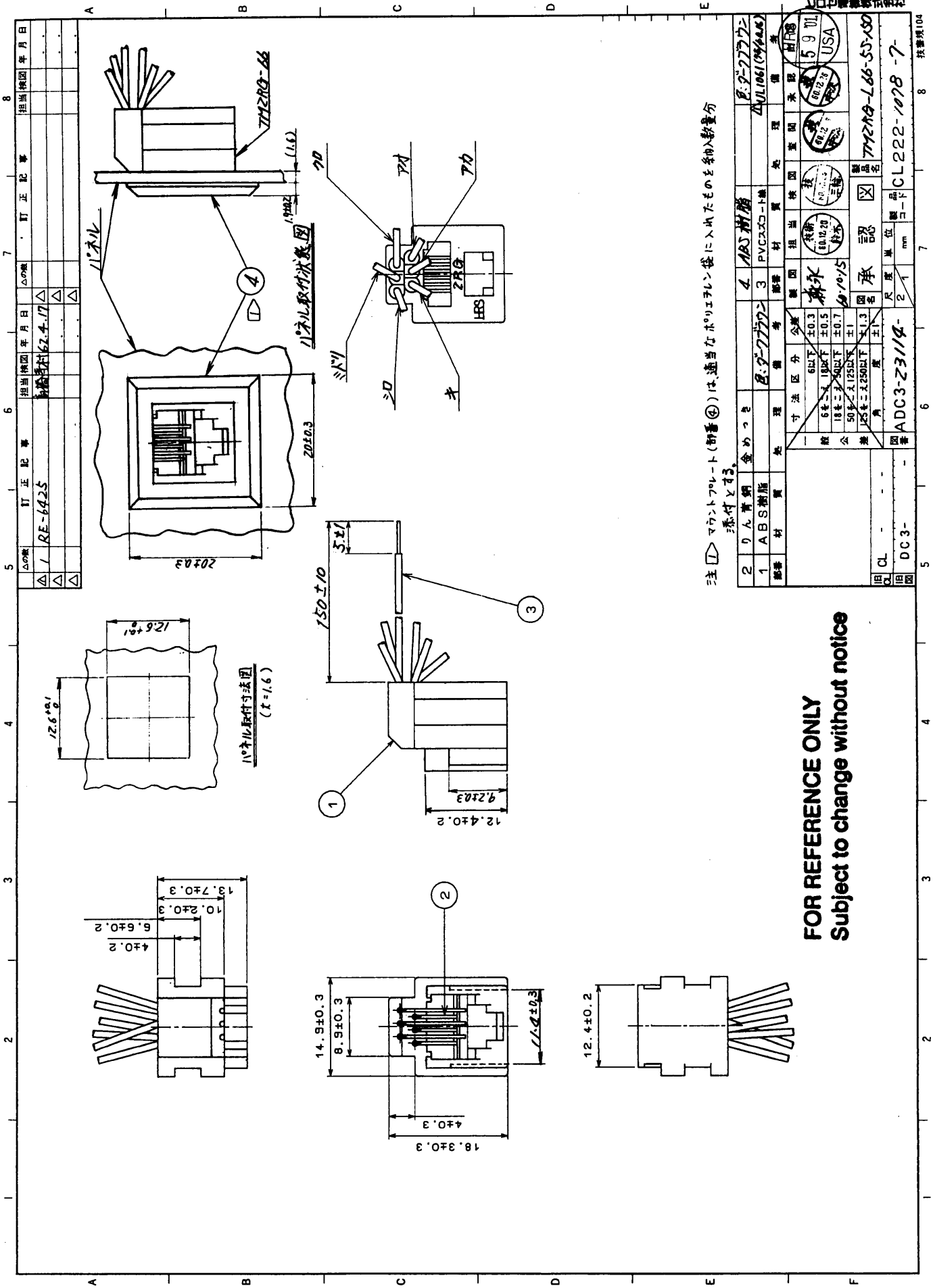
APPLICABLE STANDARD		CONTACT No. 1-6		AC 125 V DC V	APPLICABLE CABLES
RATING	VOLTAGE	CONTACT No. 1-6	500 mA	IMPEDANCE FREQUENCY RANGE	Ω (0- Hz)
	CURRENT			OPERATING TEMPERATURE RANGE	-25 °C ~ 60 °C
	POWER				
SPECIALTY					

SPECIFICATIONS

No.	ITEM	CONDITIONS	TEST STANDARD	MIN	MAX	UNITS	QT	AT	
1	DESIGN-MATERIAL-FINISH	ADC Applicable Std. and DC - 23114		-	-	-	0	0	
2	MARKING			-	-	-	0	0	
3	INSULATION RESISTANCE	Must be over standard value at DC 100 V.		100	-	MΩ	0	0	
4	CONTACT RESISTANCE Unit CONTACT	The voltage drop must be under the Std. value at DC 100 mA.		-	200	mΩ	0	0	
	CONTACT	The voltage drop must be under the Std. value at DC A.		-	-	mΩ	-	-	
5	DIELECTRIC WITHSTANDING VOLTAGE	Must keep the AC 500 V for one minute.		-	-	-	0	0	
6	V SWR	Must be under the Std. value at frequency ~ Hz.		-	-	-	-	-	
7	INSERTION LOSS	Must be under the Std. value at frequency ~ Hz.		-	-	dB	-	-	
8	LOW LEVEL CIRCUIT	The Contact Resistance must be under the Std. value at DC 20mV less and 1 mA.		-	200	mΩ	0	0	
9	CONTACT ENGAGEMENT AND SEPARATION FORCES	Must be suitable for the Std. gauge size value at applicable gauge.		-	-	N	-	-	
	MATING AND UNMATING FORCES	Must be suitable for the Std. value.		-	-	N	-	-	
10	HUMIDITY	Insulation resistance must be over the Std. value at 40 °C 90-95% 500 hours.	at high humidity	JIS C 5402	1	-	MΩ	0	-
			after high humidity	7.3	10	-	MΩ	0	-
11	VIBRATION	Must have no damage, crack and looseness of parts at Frequency range 10-55 Hz. Total amplitude 1.5 mm, 1/2 at 2 hours for 3 directions.	JIS C 5402	-	-	-	0	-	
12	SHOCK	Must have no damage, crack and looseness of parts 490 1/2 at 3 times for 3 directions.	JIS C 5402	-	-	-	0	-	
13	TEMPERATURE CYCLING	Must have no damage, crack and looseness of parts for -55-85 °C 5 cycles.	JIS C 5402	-	-	-	0	-	
14	DURABILITY Unit CONTACT	Must be less than the Std. value after times insertion and extraction at the condition described in above item No.4.				220 mΩ	0	-	
15	SALT SPRAY (CORROSION)	Must not have heavy corrosion after 5 x salt water spray for 48 hours.		-	-	-	0	-	
16	WATER PRESSURE WITHSTANDING	No leakage at depth m Pa hours.		-	-	-	-	-	
17	AIR PRESSURE WITHSTANDING	No leakage at pressure Pa Pa min sec		-	-	-	-	-	

FOR REFERENCE ONLY
Subject to change without notice

REMARKS ① CONTACT RESISTANCE TEST CONDITION 	APPROVED	A. Nakagawa	92.9.1	ISSUED BY  HRS HIROSE ELECTRIC CO., LTD.	
	REVIEWED				
	CHECKED	H. Miwa	92.9.1		
	DESIGNED	S. Sato	92.8.29		
	DRAWN	S. Sato	92.8.29		
DRAWING No.		SLC4-23114		PART No.	TM2R9-266-5S-150
		SPECIFICATION SHEET		CODE No.	CL222-1078-7-



品番	2	材料	金めっき	ABS樹脂	
品名	1	処理	4	ABS樹脂	
寸法	公差	公差	公差	公差	
6#	±0.3	10#	±0.5	18#	±0.7
50#	±1.25				
公差	±0.13				

製造	承認	検査	検査
承認	承認	承認	承認
承認	承認	承認	承認
承認	承認	承認	承認

注 ① マウントポート(部番④)は、適当なホリエチレン袋に入れたものを各納入数量分
添付します。

FOR REFERENCE ONLY
Subject to change without notice

製	BTC
配	
送	
先	