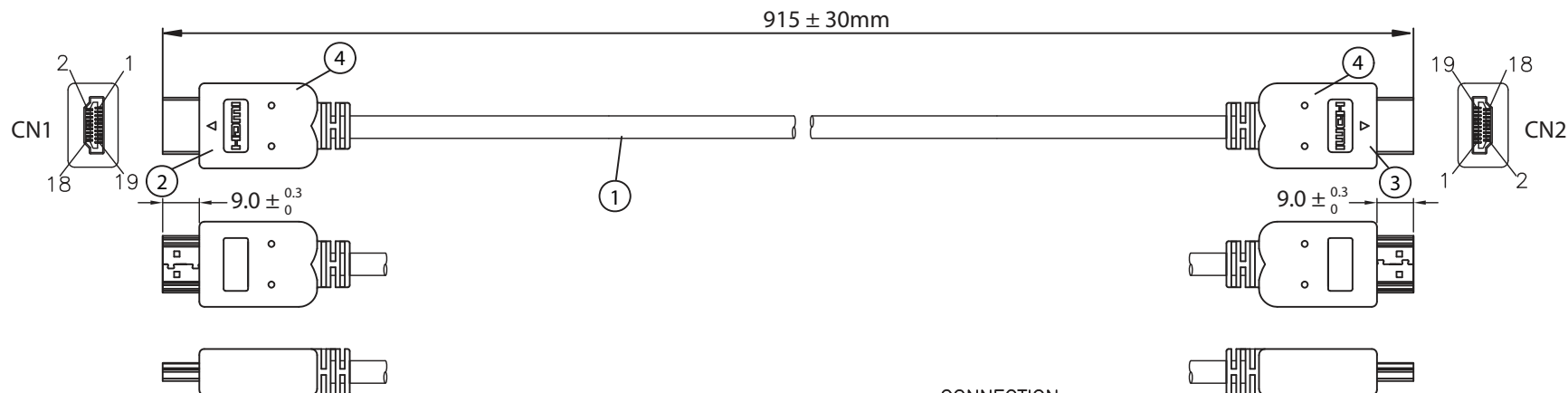
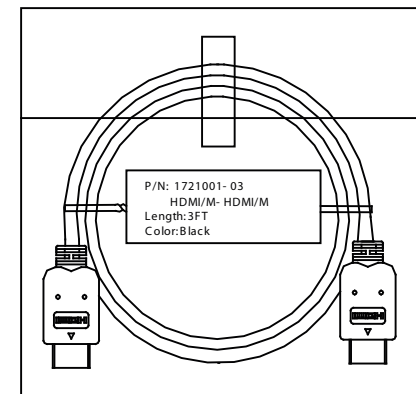
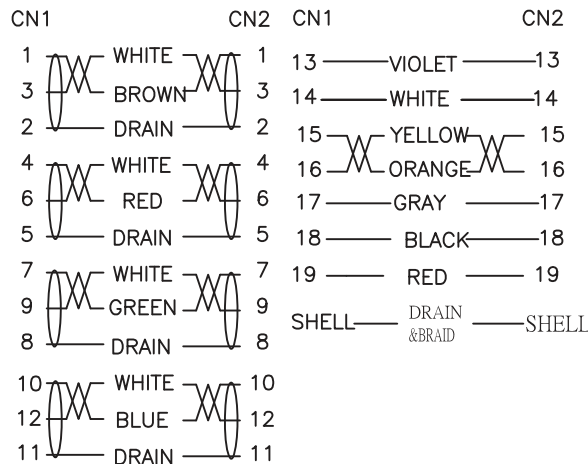


THESE DRAWINGS ARE THE PROPERTY OF QUALTEK ELECTRONICS AND NOT TO BE REPRODUCED FOR OR COMMUNICATED TO A THIRD PARTY WITHOUT THE EXPRESS WRITTEN PERMISSION OF AN OFFICER OF QUALTEK ELECTRONICS.

REVISION			
REV.	DESCRIPTION	DATE	APPROVED
A	Changed HDMI/M Mold Design / Changed Cable Spec / Changed From Crimp Terminal to Solder Terminal	03-12-07	DP
B	Updated Specifications	09-08-11	LY
C	Updated Graphics, Notes, and Pin out	02-07-14	LY



CONNECTION



NOTES:

- CABLE: UL20276
(30AWG*1PR+EAM)*4+30AWG*1PR+30AWG*5C+AEB (AL) 65%
OUTER JACKET: BLACK, OD: 6.0 ± 0.2mm
- CONNECTOR: HDMI A 19P MALE
INSULATOR: BLACK PBT
PIN G/F
NICKEL PLATED SHELL
- CONNECTOR: HDMI A 19P MALE
INSULATOR: BLACK PBT
PIN G/F
NICKEL PLATED SHELL
- PVC MOLDED: 45P BLACK
- ELECTRICAL TEST:
<1>.100% OPEN SHORT & MISS WIRE TEST
<2>.INSULATION RESISTANCE: AC 300V DC400V 10M ohm MIN.
<3>.CONDUCTOR RESISTANCE: 3 ohm MAX.
- 1PC/POLYBAG

CONTROLLED

Dim range (mm)	Tolerance +/- (mm)	Qualtek Electronics Corp. WCI DIVISION		
		Part Number: 1721001-03	RoHS Compliant	
0-1	0.15	Description: HDMI/M - HDMI/M		
1-6	0.20			
6-18	0.30		UNIT: mm	REV. C
18-50	0.50		Checked / Date	Approved / Date
50-120	0.70	Drawn / Date		
120-250	0.90	B. Grubb 01-25-07	01-25-07	JJH / 01-25-07
250-500	1.20			