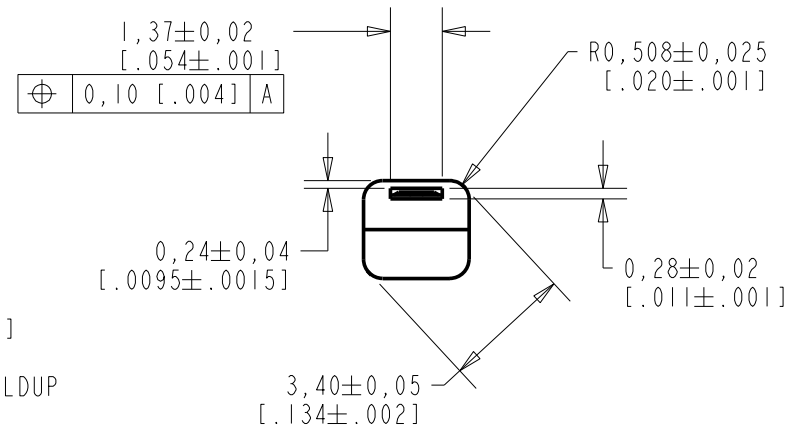
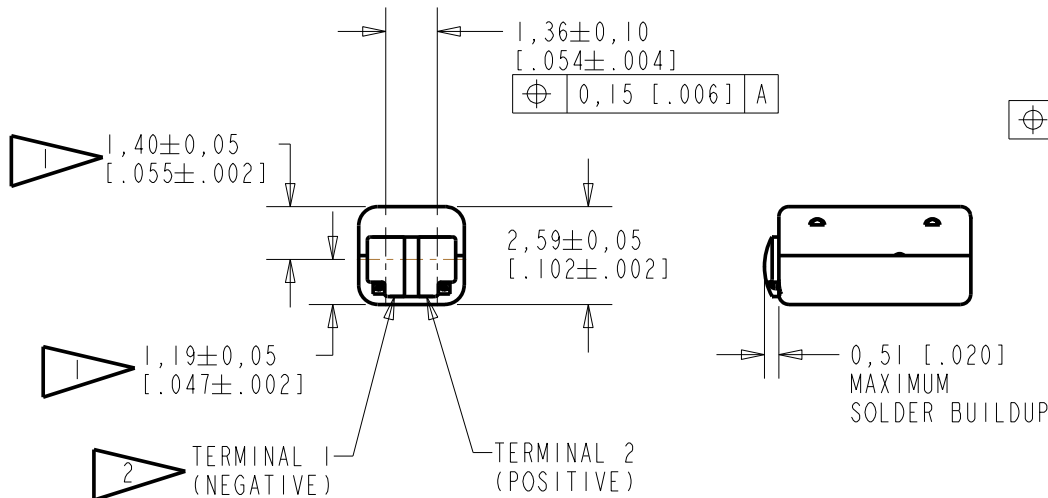
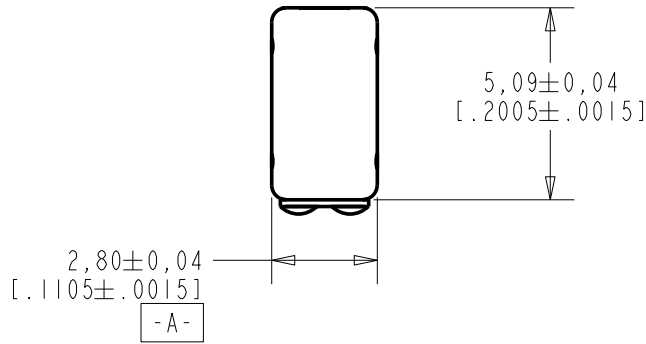


FH-26757-000

SHT 1.1

NOTES:

- 1 LOCATED FROM TWO SURFACES FOR CUSTOMER CONVENIENCE. ONLY APPLICABLE FROM ONE SURFACE, NOT TO BE USED TOGETHER. HORIZONTAL LOCATION FOR TERMINAL CENTERED TO  $\pm 0,17$  [.007].
- 2 A POSITIVE GOING VOLTAGE AT TERMINAL 2, RELATIVE TO TERMINAL 1, CAUSES A DECREASE IN PRESSURE AT THE SOUND OUTLET.



SCALE 2:1

NOMINAL WEIGHT  
.18 GRAMS

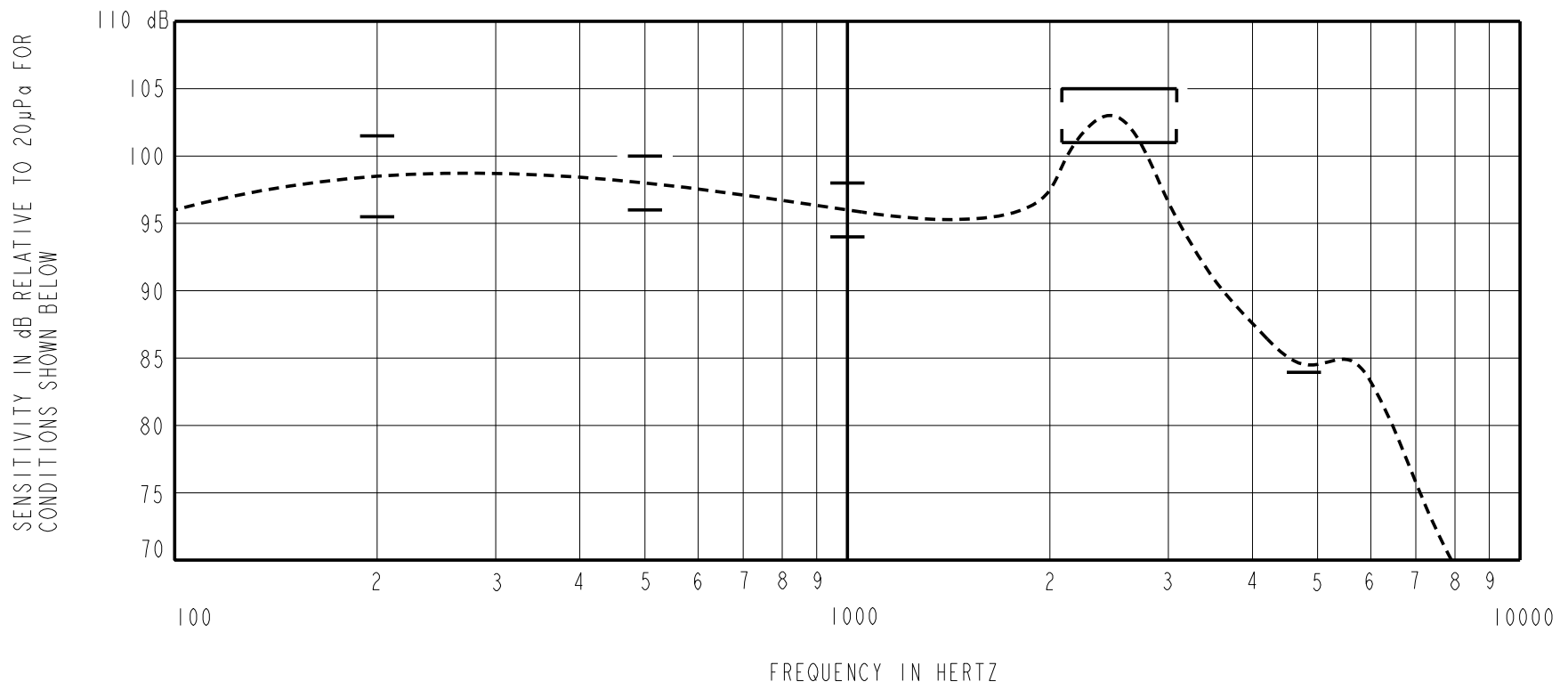
DIMENSIONS IN MILLIMETERS [INCHES]

Revision	C.O. #	Implementation Date	RELEASE LEVEL	REVISION
C	C10108553	12-19-08	Active	C
B	C10103998	3-7-06		
A	C10103106	9-15-05		

SCALE: 5:1		DR. BY: DATE
DO NOT SCALE DRAWING		MMM 9-15-05
TITLE: RECEIVER		CK. BY: DATE
FH-26757-000		GJP 9-20-05
OUTLINE DRAWING		APP. BY: DATE
SHT 1.1		GJP 9-20-05

**KNOWLES ELECTRONICS**  
ITASCA, ILLINOIS U.S.A.

CONSTANT VOLTAGE DRIVE CONDITIONS



ACOUSTICAL

SENSITIVITY

DEVICE WILL PRODUCE THE SPL LISTED BELOW UNDER TEST CONDITIONS DESCRIBED IN TABLE 3. NOMINAL SENSITIVITY AT 1kHz IS dB RELATIVE TO 20µPa. ALL OTHER VALUES IN dB RELATIVE TO THE SENSITIVITY AT 1kHz.

FREQUENCY (Hz)	MINIMUM	NOMINAL	MAXIMUM
200	-0.5	+2.5	+5.5
500	0.0	+2.0	+4.0
1000	-2.0	96.0	+2.0
2100 - 3100	+5.0	+7.0	+9.0
4500	-12.0	---	---

PORT LOCATION: 12N

TABLE 1

TOTAL HARMONIC DISTORTION

DEVICE WILL NOT EXCEED TOTAL HARMONIC DISTORTION LEVELS LISTED BELOW.

FREQUENCY (Hz)	AC DRIVE (V rms)	DC BIAS (V)	LIMIT (%)
500	0.352	0	10
870	0.125	0	5
1300	0.125	0	5

TABLE 2

TEST CONDITIONS

NOMINAL SOURCE VOLTAGE	0.125 V rms, 0 mA DC BIAS
SOURCE IMPEDANCE	<1 Ohm
TUBING	10mm [.394"] LONG, 1mm [.039"] I.D.
COUPLER CAVITY	2 CM <sup>3</sup> , SIMULATED ANSI S3.7 TYPE HA-3 (IEC 126)

TABLE 3

ELECTRICAL

DC RESISTANCE	58 Ohms ± 10%
IMPEDANCE @ 500 Hz	90 Ohms ± 15%
IMPEDANCE @ 1kHz	130 Ohms ± 15%

TABLE 4

ISOLATION: CASE WILL BE ELECTRICALLY ISOLATED FROM THE COIL CIRCUIT.

TEMPERATURE: OPERATING SENSITIVITY WILL NOT VARY MORE THAN  
+1/-3 dB FROM -17°C TO 63°C  
STORAGE: -40°C TO 63°C

Revision	C.O. #	Implementation Date	RELEASE LEVEL	REVISION
C	C10108553	12-19-08	Active	C
B	C10103998	3-7-06		
A	C10103106	9-15-05		
WHEN TEST LIMITS ARE USED TO ESTABLISH INCOMING INSPECTION ACCEPTANCE/REJECTION CRITERIA, CORRELATION OF TEST EQUIPMENT WITH KNOWLES IS ALSO REQUIRED FOR ELIMINATION OF EQUIPMENT AND TEST METHOD VARIATION			DR. BY	DATE
TITLE: RECEIVER			MMM	9-15-05
			FH-26757-000	
PERFORMANCE SPECIFICATION			GJP	9-20-05
			APP. BY	DATE
			GJP	9-20-05

**KNOWLES ELECTRONICS**  
ITASCA, ILLINOIS U.S.A.

SHT 2.1