



Connectors > PCB Connectors > PCB Headers & Receptacles



PCB Connector Assembly Type: **PCB Mount Header**

PCB Mount Orientation: **Right Angle**

Connector System: **Board-to-Board**

Number of Positions: **40**

Number of Rows: **2**

Features

Product Type Features

| | |
|-----------------------------------|-----------------------|
| PCB Connector Assembly Type | PCB Mount Header |
| Connector System | Board-to-Board |
| Header Type | Partially Shrouded |
| Connector & Contact Terminates To | Printed Circuit Board |

Configuration Features

| | |
|------------------------------|-------------|
| PCB Mount Orientation | Right Angle |
| Number of Positions | 40 |
| Number of Rows | 2 |
| Board-to-Board Configuration | Co-Planar |

Electrical Characteristics

| | |
|---------------------------------------|------------|
| Dielectric Withstanding Voltage (Max) | 750 VACrms |
| Operating Voltage | 250 VAC |

Body Features

| | |
|-----------------------|-------|
| Primary Product Color | Black |
|-----------------------|-------|

Contact Features

| | |
|------------------------------|------------------|
| Contact Mating Area Length | 8.07 mm[.318 in] |
| Mating Square Post Dimension | .64 mm[.025 in] |
| | 100 – 200 μin |



| | |
|--|-----------------|
| Contact Layout | Inline |
| PCB Contact Termination Area Plating Material Finish | Bright |
| Contact Shape & Form | Square |
| PCB Contact Termination Area Plating Material | Tin-Lead |
| Contact Base Material | Phosphor Bronze |
| Contact Mating Area Plating Material | Gold |
| Contact Mating Area Plating Material Thickness | .762 μm[30 μin] |
| Contact Type | Pin |
| Contact Current Rating (Max) | 2 A |

Termination Features

| | |
|---|-----------------------|
| Square Termination Post & Tail Dimension | .64 mm[.025 in] |
| Termination Post & Tail Length | 3.18 mm[.125 in] |
| Termination Method to Printed Circuit Board | Through Hole - Solder |

Mechanical Attachment

| | |
|--------------------------|----------------------|
| Mating Retention | Without |
| PCB Mount Retention Type | Board Retention Tail |
| Mating Alignment | With |
| Mating Alignment Type | Guide Pins |
| PCB Mount Retention | With |
| PCB Mount Alignment | Without |
| Connector Mounting Type | Board Mount |

Housing Features

| | |
|--------------------|----------------|
| Centerline (Pitch) | 2.54 mm[.1 in] |
| Housing Material | Thermoplastic |

Dimensions

| | |
|-----------------------------|-----------------|
| Connector Height | 8.13 mm[.32 in] |
| Row-to-Row Spacing | 2.54 mm[.1 in] |
| PCB Thickness (Recommended) | 1.4 mm[.055 in] |

Usage Conditions

| | |
|-----------------------------|----------------------------|
| Operating Temperature Range | -65 – 125 °C[-85 – 257 °F] |
|-----------------------------|----------------------------|

Operation/Application

| | |
|--------------------------|------|
| Assembly Process Feature | None |
|--------------------------|------|



Circuit Application

Signal

Industry Standards

UL Flammability Rating

UL 94V-0

Packaging Features

Packaging Quantity

8

Packaging Type

Tube

Product Compliance

For compliance documentation, visit the product page on [TE.com](https://www.te.com)>

EU RoHS Directive 2011/65/EU

Not Compliant

EU ELV Directive 2000/53/EC

Compliant with Exemptions

China RoHS 2 Directive MIIT Order No 32, 2016

Restricted Materials Above Threshold

EU REACH Regulation (EC) No. 1907/2006

Current ECHA Candidate List: JUNE 2023 (235)
Candidate List Declared Against: JAN 2023 (233)
SVHC > Threshold:
Pb (13% in Component Part)
Article Safe Usage Statements:
Do not eat, drink or smoke when using this product. Wash thoroughly after handling. Recycle if possible and dispose of the article by following all applicable governmental regulations relevant to your geographic location.

Halogen Content

BFR/CFR/PVC Free, but Br/Cl >900 ppm in other sources.

Solder Process Capability

Wave solder capable to 240°C


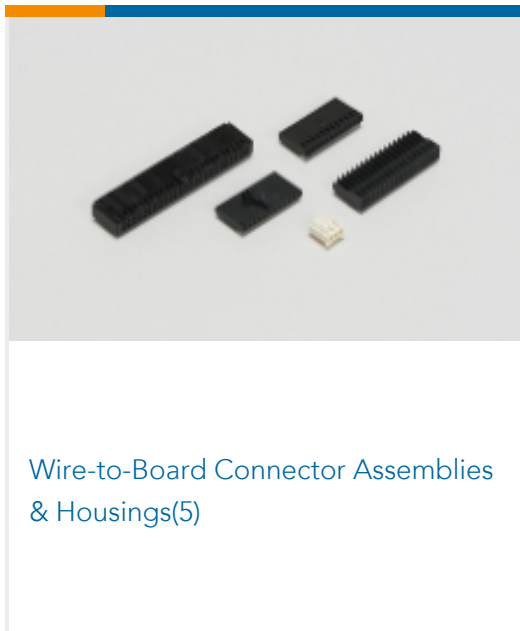


Product Compliance Disclaimer

This information is provided based on reasonable inquiry of our suppliers and represents our current actual knowledge based on the information they provided. This information is subject to change. The part numbers that TE has identified as EU RoHS compliant have a maximum concentration of 0.1% by weight in homogenous materials for lead, hexavalent chromium, mercury, PBB, PBDE, DBP, BBP, DEHP, DIBP, and 0.01% for cadmium, or qualify for an exemption to these limits as defined in the Annexes of Directive 2011/65/EU (RoHS2). Finished electrical and electronic equipment products will be CE marked as required by Directive 2011/65/EU. Components may not be CE marked. Additionally, the part numbers that TE has identified as EU ELV compliant have a maximum concentration of 0.1% by weight in homogenous materials for lead, hexavalent chromium, and mercury, and 0.01% for cadmium, or qualify for an exemption to these limits as defined in the Annexes of Directive 2000/53/EC (ELV). Regarding the REACH Regulation, the information TE provides on SVHC in articles for this part number is based on the latest European Chemicals Agency (ECHA) 'Guidance on requirements for substances in articles' posted at this URL: <https://echa.europa.eu/guidance-documents/guidance-on-reach>


Compatible Parts



Also in the Series | AMPMODU Headers



Customers Also Bought



Documents

Product Drawings

40 MODII 2PC HDR DRRA SHRD

English

CAD Files

Customer View Model

ENG_CVM_CVM_102802-8_N.2d_dxf.zip



English

[3D PDF](#)

3D

Customer View Model

[ENG_CVM_CVM_102802-8_N.3d_igs.zip](#)

English

Customer View Model

[ENG_CVM_CVM_102802-8_N.3d_stp.zip](#)

English

By downloading the CAD file I accept and agree to the [Terms and Conditions](#) of use.

Product Specifications

[Application Specification](#)

English

[AMPMODU Mod II 2-Piece Double Row Header Assemblies](#)

English