



CHAMP | CHAMP Docking Connectors

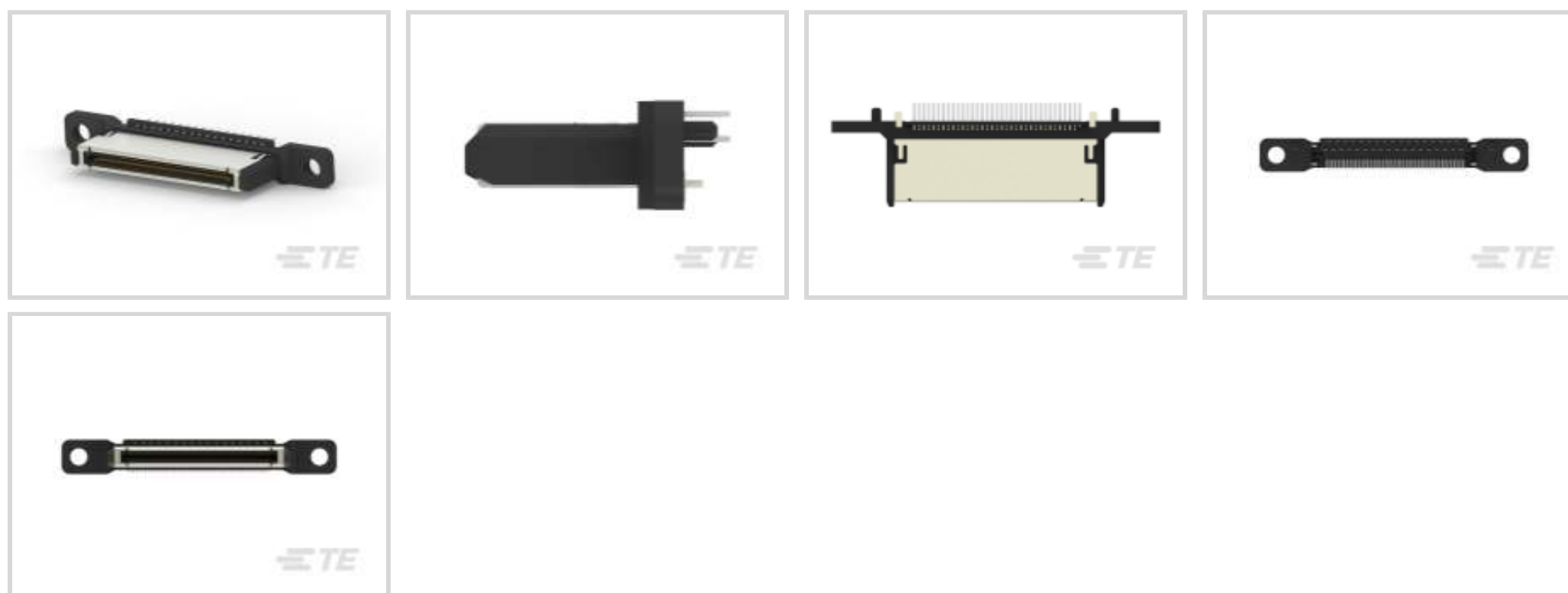
TE Internal #: 2129392-2

Docking Connectors, Receptacle, Cable-to-Board, 70 Position, .5 mm [.021 in] Centerline, 2 Row, 70 Signal Positions, CHAMP

Docking Connectors

[View on TE.com >](#)

Connectors > Dock Connectors & Guide Hardware > Docking Connectors



Docking Connector Style: **Receptacle**

Connector System: **Cable-to-Board**

Number of Positions: **70**

Centerline (Pitch): **.5 mm [.021 in]**

Number of Rows: **2**

Features

Product Type Features

Docking Connector Style	Receptacle
Connector System	Cable-to-Board
Sealable	No
Connector & Contact Terminates To	Printed Circuit Board

Configuration Features

Number of Positions	70
Number of Rows	2
Number of Signal Positions	70
Number of Power Positions	0
PCB Mount Orientation	Right Angle

Contact Features

Number of Utility Contacts	0
Contact Current Rating (Max)	.6 A

Termination Features



Termination Method to Printed Circuit Board	Surface Mount, Through Hole - Solder
---	--------------------------------------

Mechanical Attachment

PCB Mount Retention Type	Boardlock, Screwlock
--------------------------	----------------------

PCB Mount Retention	With
---------------------	------

Connector Mounting Type	Board Mount
-------------------------	-------------

Housing Features

Centerline (Pitch)	.5 mm [.021 in]
--------------------	-----------------

Usage Conditions

Operating Temperature Range	-20 – 65 °C [-4 – 149 °F]
-----------------------------	---------------------------

Operation/Application

Circuit Application	Power & Signal
---------------------	----------------

Packaging Features

Packaging Method	Reel
------------------	------

Product Compliance

[For compliance documentation, visit the product page on TE.com>](#)

EU RoHS Directive 2011/65/EU	Compliant
------------------------------	-----------

EU ELV Directive 2000/53/EC	Compliant
-----------------------------	-----------

China RoHS 2 Directive MIIT Order No 32, 2016	No Restricted Materials Above Threshold
---	---

EU REACH Regulation (EC) No. 1907/2006	Current ECHA Candidate List: JUNE 2023 (235) Candidate List Declared Against: JUNE 2023 (235) Does not contain REACH SVHC
--	---

Halogen Content	Low Halogen - Br, Cl, F, I < 900 ppm per homogenous material. Also BFR/CFR/PVC Free
-----------------	---

Solder Process Capability	Reflow solder capable to 260°C
---------------------------	--------------------------------

Product Compliance Disclaimer

This information is provided based on reasonable inquiry of our suppliers and represents our current actual knowledge based on the information they provided. This information is subject to change. The part numbers that TE has identified as EU RoHS compliant have a maximum concentration of 0.1% by weight in homogenous materials for lead, hexavalent chromium, mercury, PBB, PBDE, DBP, BBP, DEHP, DIBP, and 0.01% for cadmium, or qualify for an exemption to these limits as defined in the Annexes of Directive 2011/65/EU (RoHS2). Finished electrical and electronic equipment products will be CE marked as required by Directive 2011/65/EU. Components may not be CE marked. Additionally, the part numbers that TE has identified as EU ELV compliant have a maximum concentration of 0.1% by weight in homogenous materials for lead, hexavalent chromium, and mercury, and 0.01% for cadmium, or qualify for an exemption to these limits as defined in the Annexes of Directive 2000/53/EC (ELV). Regarding the REACH Regulation, the information TE provides






on SVHC in articles for this part number is based on the latest European Chemicals Agency (ECHA) 'Guidance on requirements for substances in articles' posted at this URL: <https://echa.europa.eu/guidance-documents/guidance-on-reach>

Compatible Parts

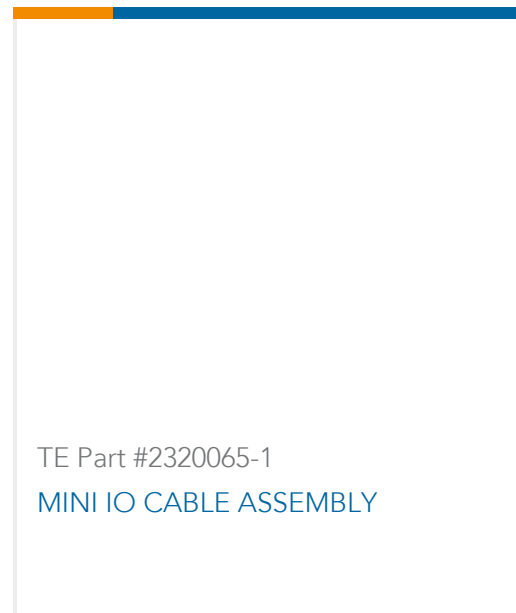


Also in the Series | CHAMP Docking Connectors



Customers Also Bought





Documents

Product Drawings

[Receptacle ASSY 0.5mm champ docking conn](#)

English

CAD Files

[3D PDF](#)

3D

Customer View Model

[ENG_CVM_CVM_2129392-2_A.2d_dxf.zip](#)

English

Customer View Model

[ENG_CVM_CVM_2129392-2_A.3d_igs.zip](#)

English

Customer View Model

[ENG_CVM_CVM_2129392-2_A.3d_stp.zip](#)

English

By downloading the CAD file I accept and agree to the [Terms and Conditions](#) of use.

Product Specifications

[Product Specification](#)

English