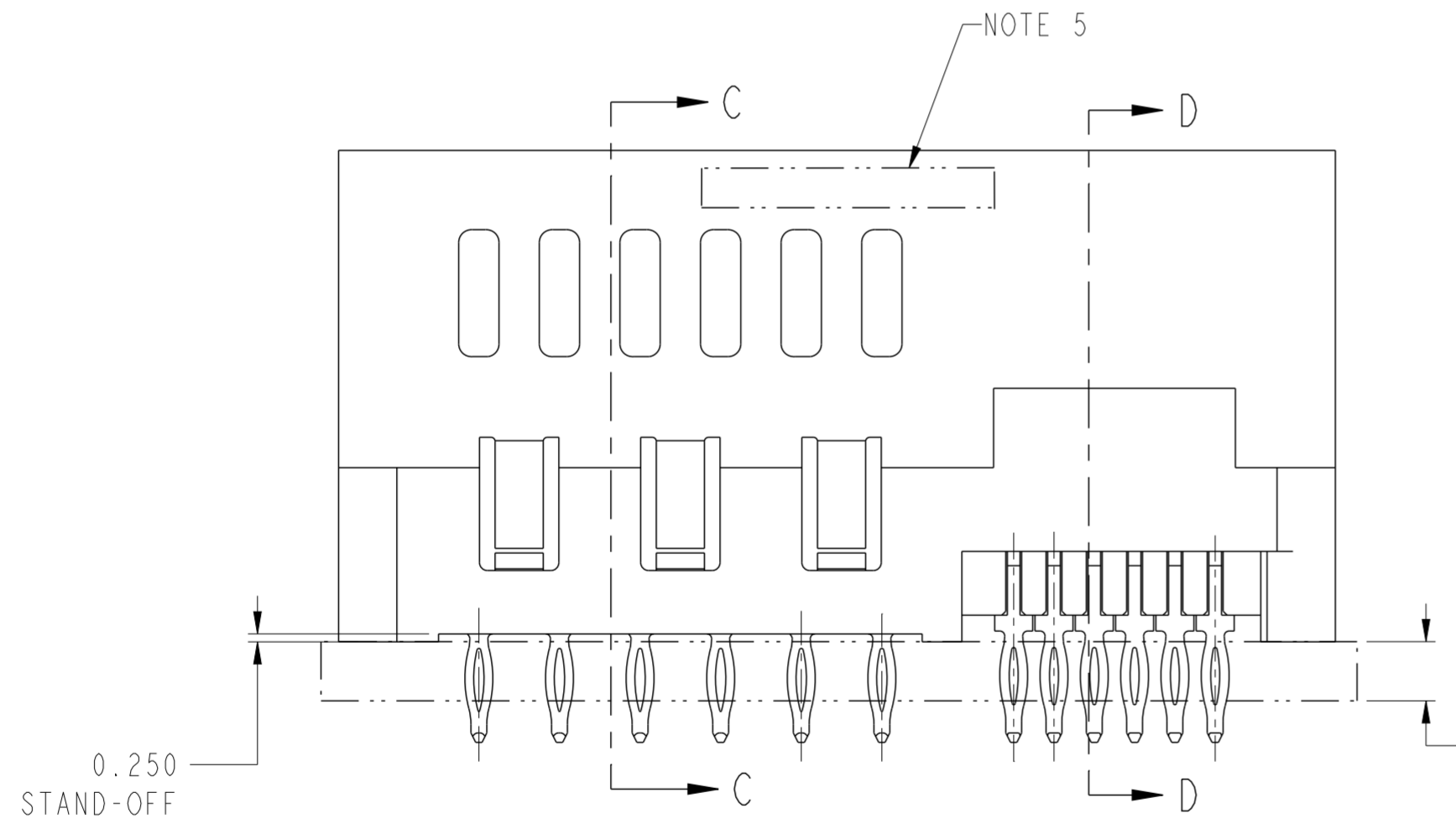
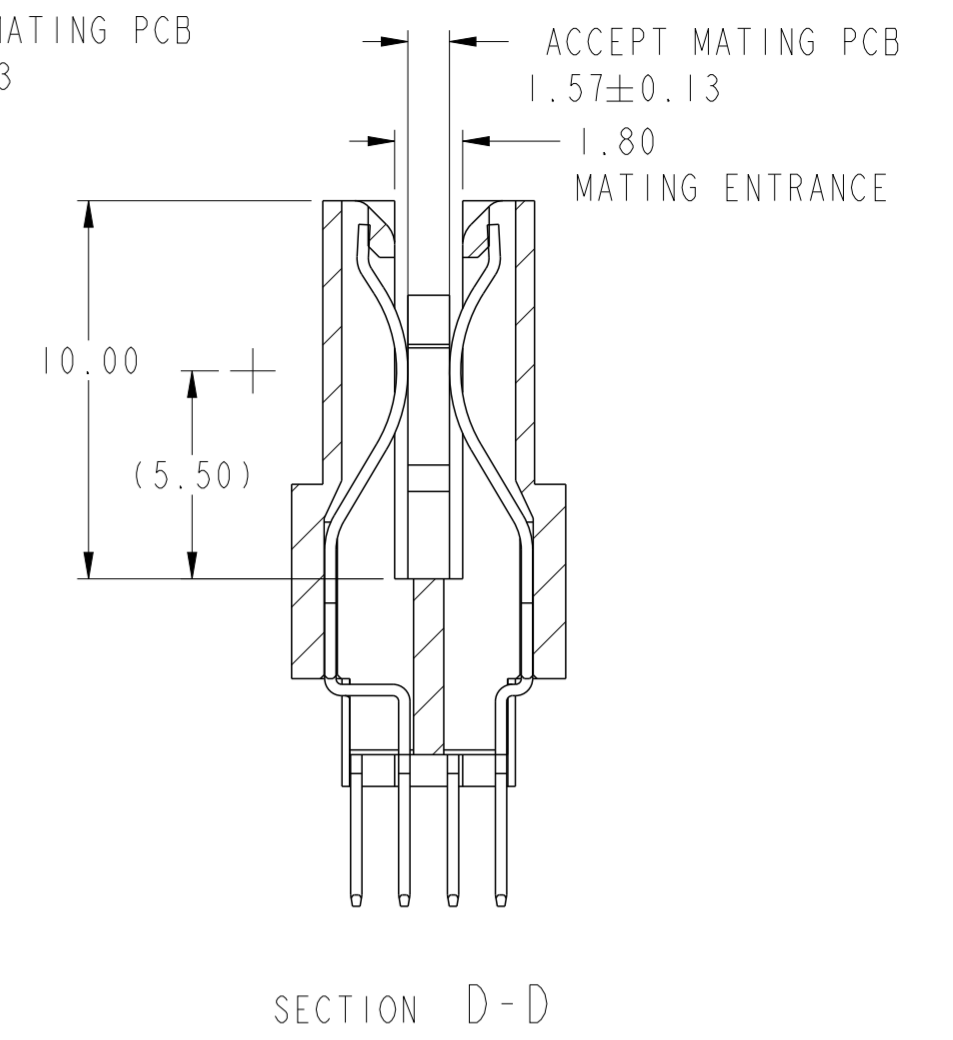
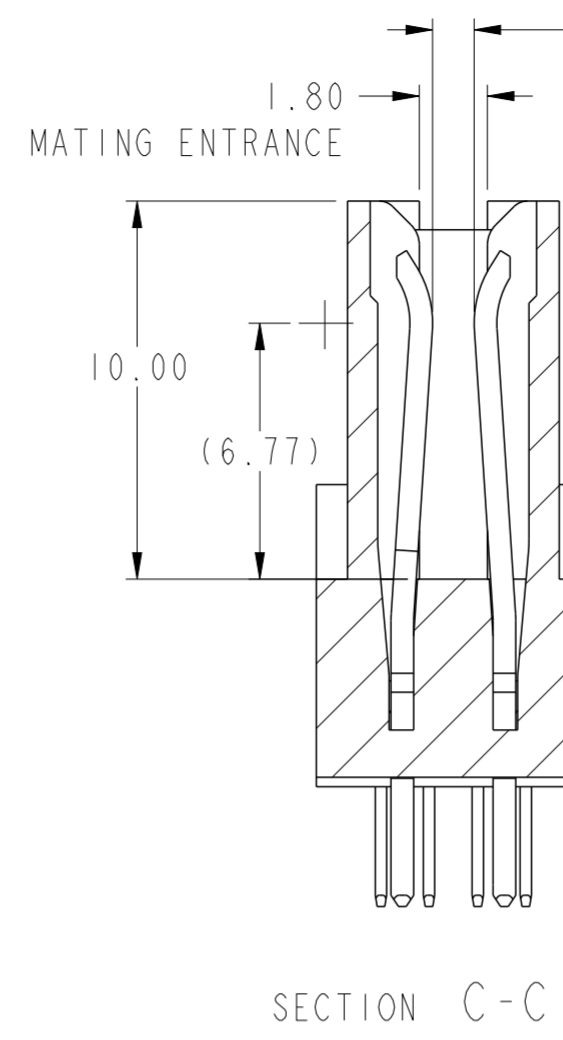
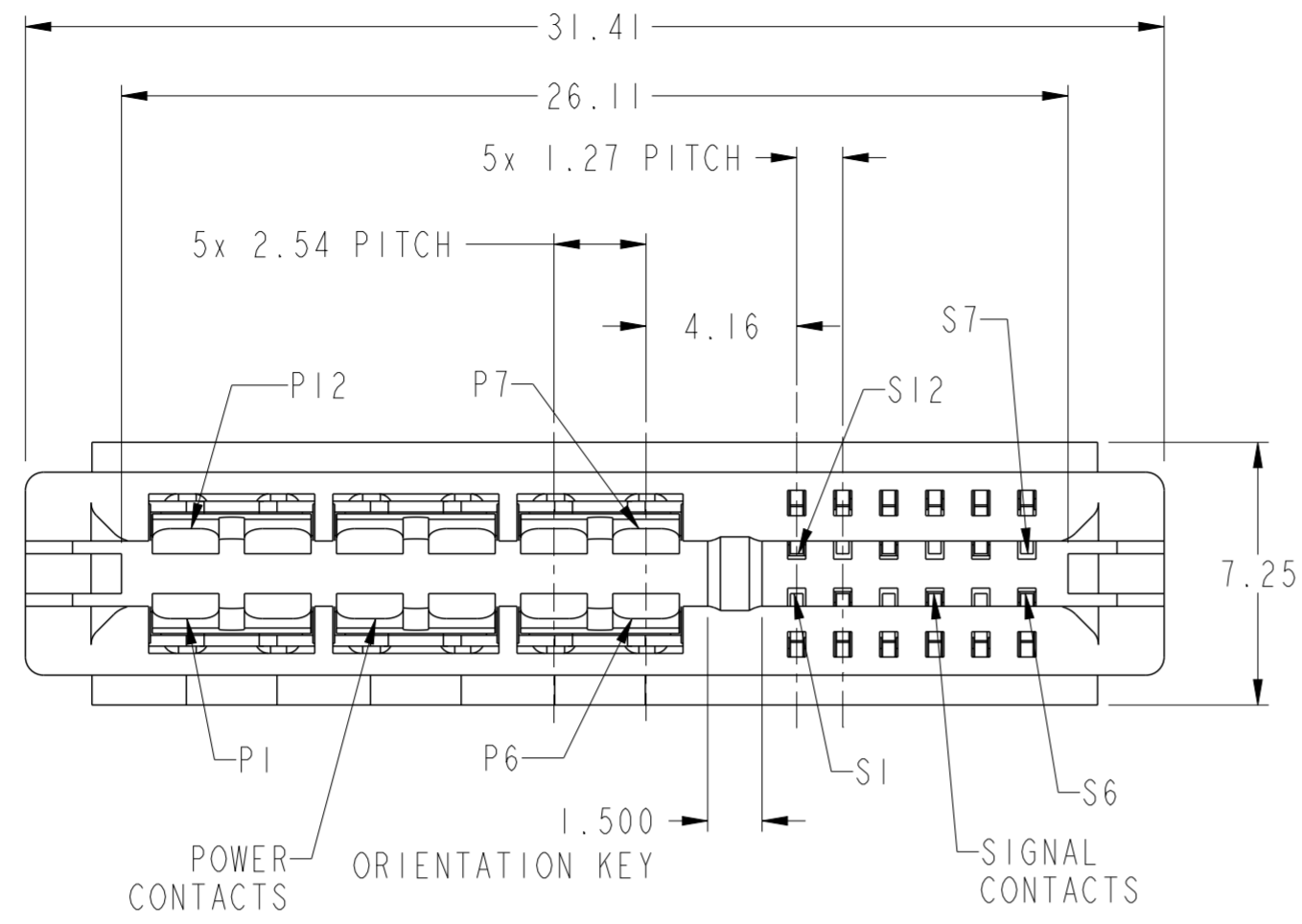
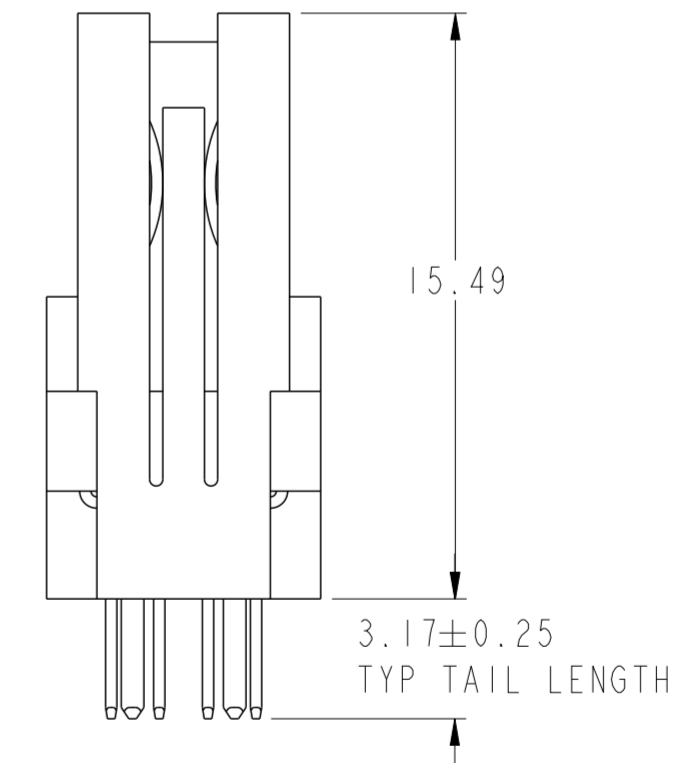


PART NUMBER 10122927-001LF



RECOMMENDED BOARD THICKNESS  
1.57 MIN (PRESS-FIT)

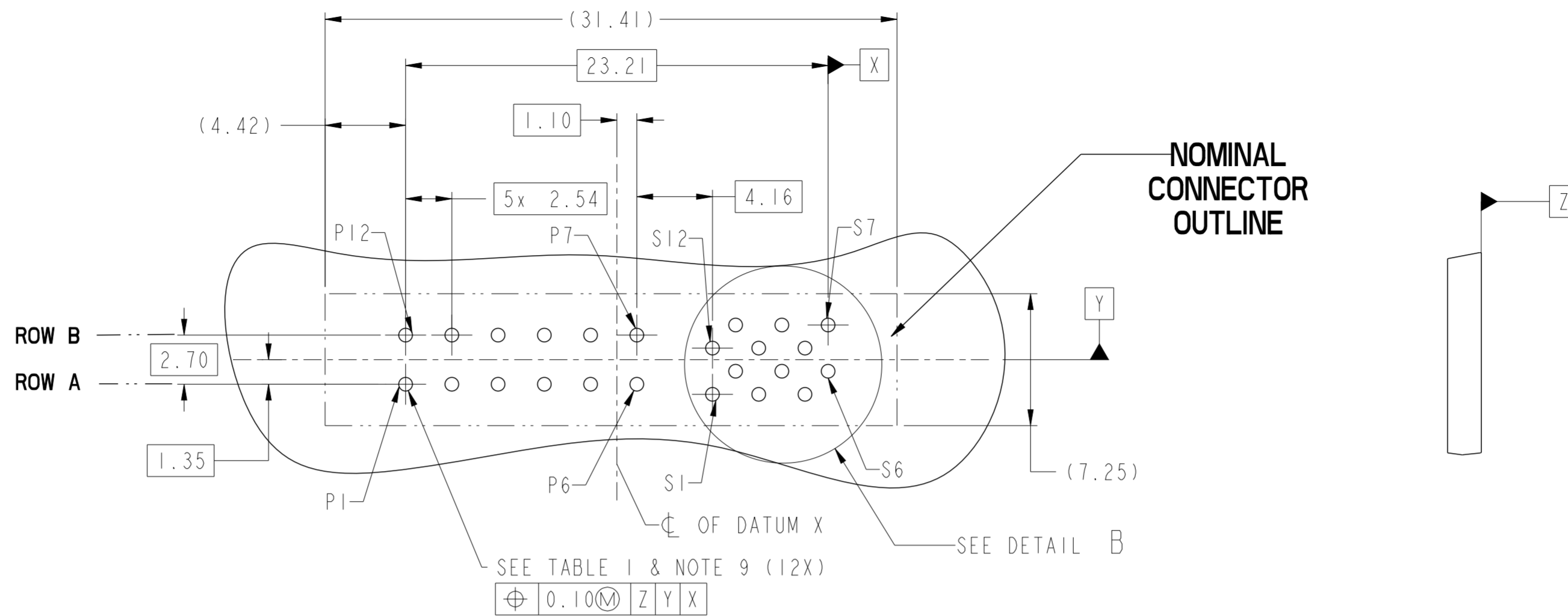


spec ref	-	dr	Jackie Huang	2014/06/16	projection	MM	size	A2	scale	5:1
tolerance std	ISO 406 ISO 1101	eng	Sunny2 Liu	2016/04/12			ecn no	ELX-DG-22934-1		
TOLERANCES UNLESS OTHERWISE SPECIFIED		chr	Terris Liu	2016/05/20			rel level	Released		
surface	ASME Y14.5	appr	Pai-Ming Zheng	2016/05/24	product family	CARD EDGE	rel level	Released		
linear	0.X ±0.5 0.XX ±0.25 0.XXX ±0.10	Amphenol FCI		title	VERT RECP (12P 12S) HIGH POWER CARD EDGE		dwg no	10122927		
angular	0° ±2°	cat. no.	-	Product - Customer Drw	sheet 1 of 3	rev	B			

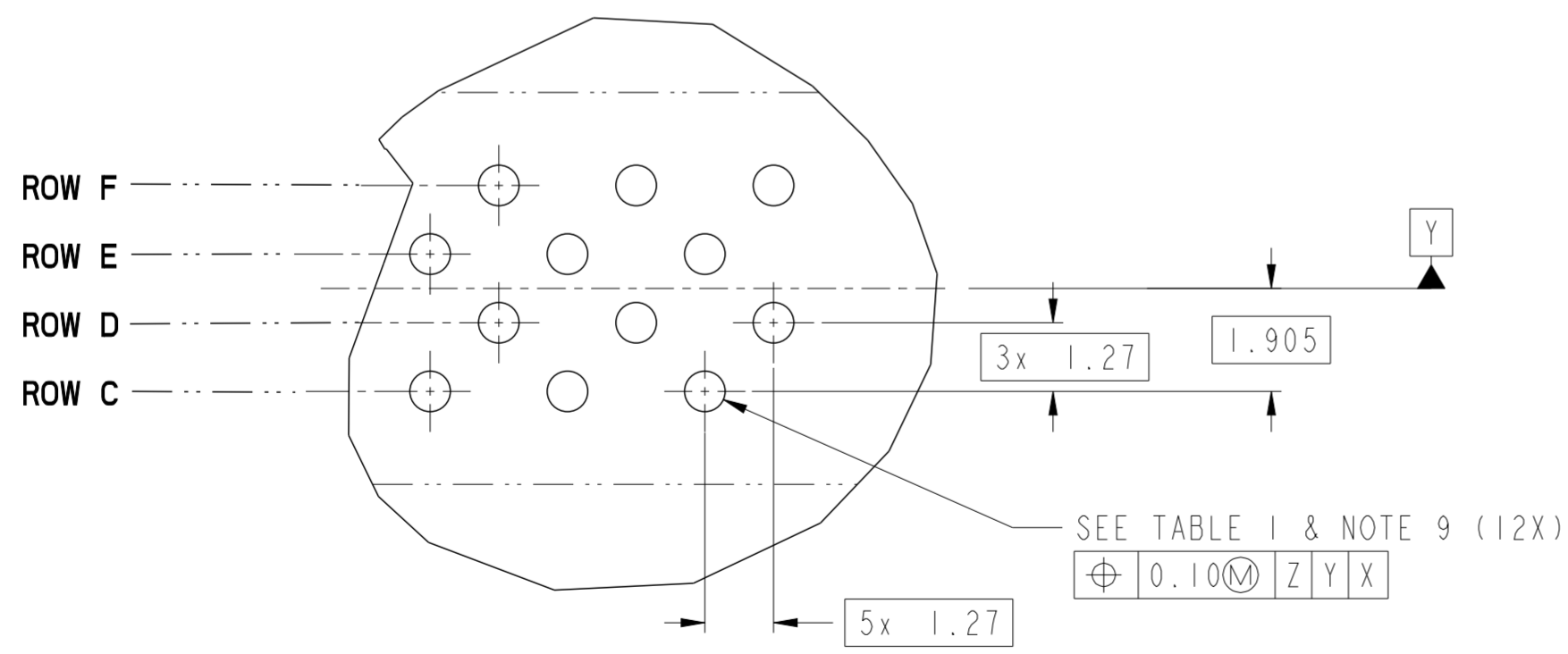
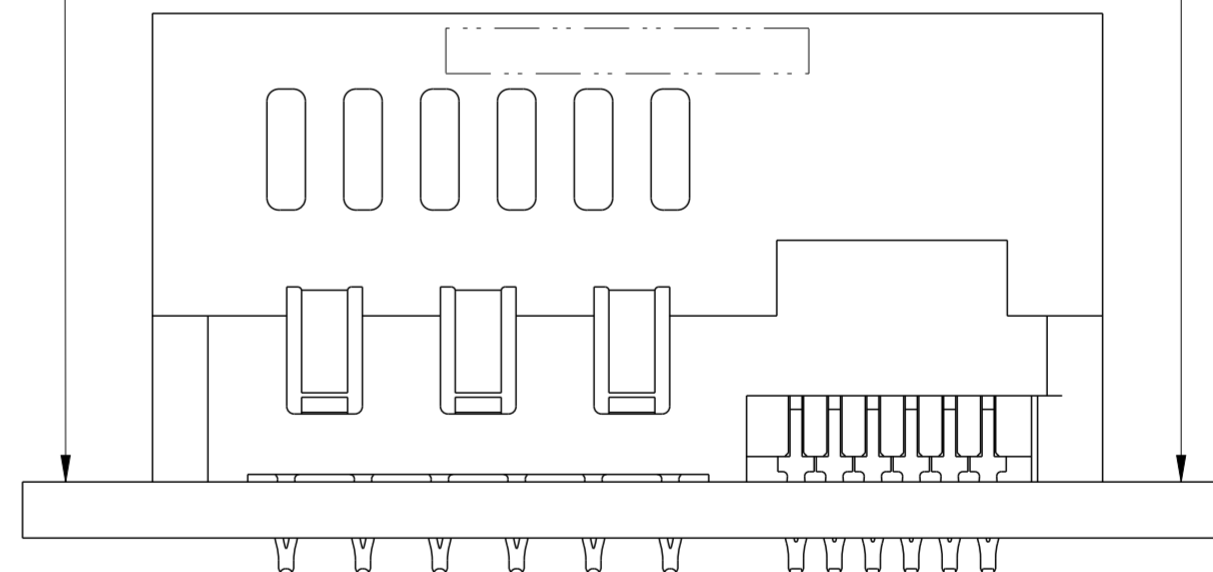
PDS: Rev :B

STATUS:Released

Printed: May 24, 2016



**RECOMMENDED PCB LAYOUT  
VIEWED FROM CONNECTOR SIDE**

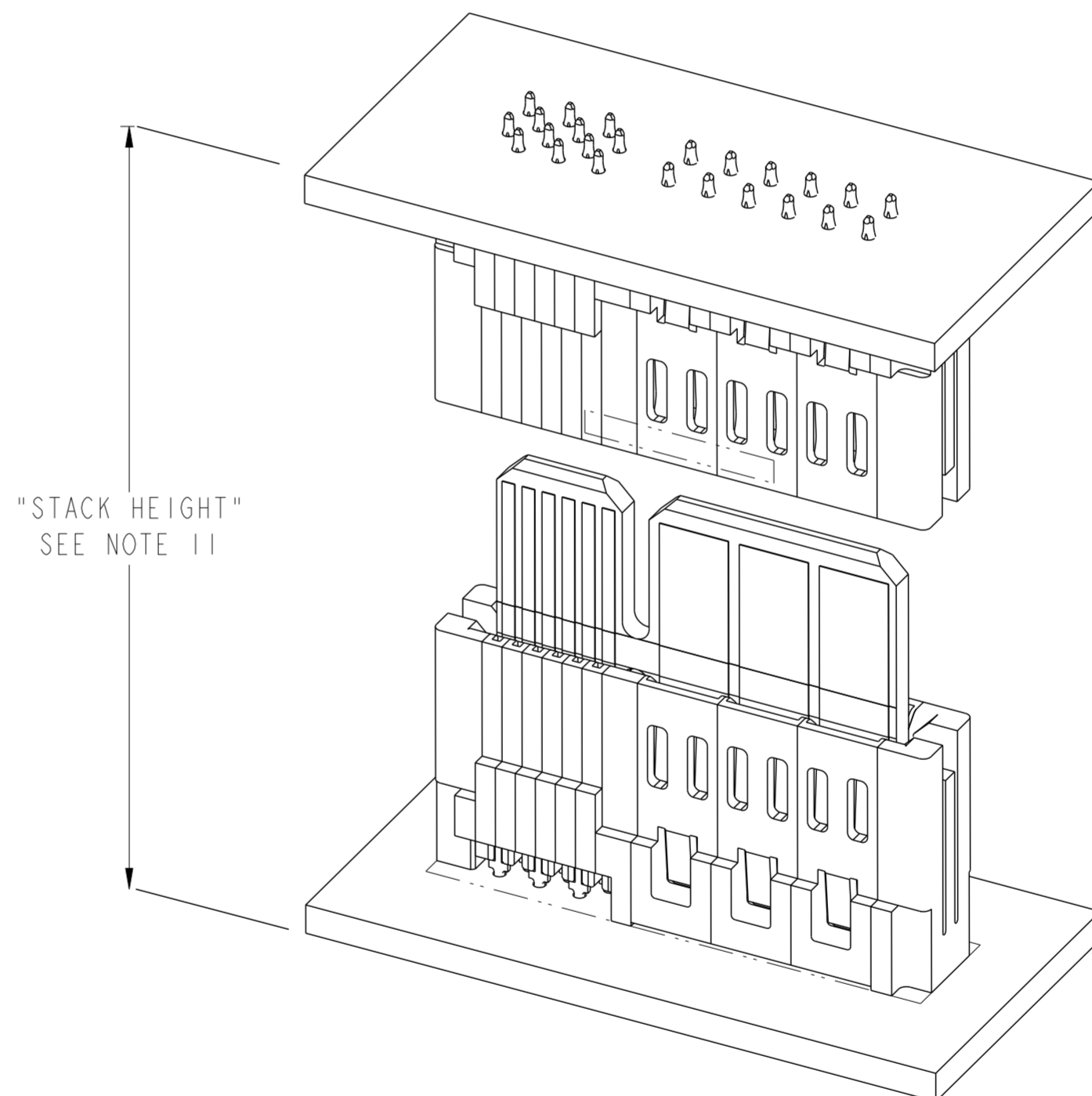


spec ref	-	dr	Jackie Huang	2014/06/16	projection	MM	size	A2	scale	2:1	
tolerance std	ISO 406 ISO 1101	eng	Sunny2 Liu	2016/04/12		←→	ecn no	ELX-DG-22934-1	rel level	Released	
TOLERANCES UNLESS OTHERWISE SPECIFIED		chr	Terris Liu	2016/05/20							product family
surface	ASME Y14.5	linear	0.X	±0.5	0.XX	±0.25	0.XXX	±0.10	angular	0°	±2°
Amphenol FCI		VERT RECP (12P 12S)		HIGH POWER CARD EDGE		cat. no.	-	Product - Customer Drw	sheet 2 of 3		
PDS: Rev :B		STATUS:Released		Printed: May 24, 2016		rev		B			

Amphenol  
FCi

© 2016 AFci

CONTACT TYPE	TOP LAYER DESCRIPTION	TABLE 1 (HPCE / PRESS-FIT TAILS) PLATED THROUGH-HOLE REQUIREMENTS				
		DRILLED HOLE DIAMETER	COPPER THICKNESS	TIN-LEAD THICKNESS	TIN THICKNESS	FINISHED HOLE DIAMETER
POWER & SIGNAL	TIN-LEAD	0.81-0.86 (0.85 DRILL)	0.025 - 0.050	0.005 - 0.015	--	0.65 - 0.80
	IMMERSION TIN	0.81-0.86 (0.85 DRILL)	0.025 - 0.050	--	0.9 - 1.5um	0.70 - 0.80
	COPPER (SEE NOTE 8)	0.81-0.86 (0.85 DRILL)	0.025 - 0.050	--	--	0.70 - 0.80



NOTES:

1. CONNECTOR MATERIALS:  
 HOUSING: HIGH TEMPERATURE THERMAL PLASTIC, BLACK  
 UL 94V-0 COMPLIANT  
 CONTACTS: HIGH PERFORMANCE COPPER ALLOY.
2. CONTACT FINISH REF. GS-12-604 SECTION 5.2.
3. PRODUCT SPECIFICATION: GS-12-604.
4. APPLICATION SPECIFICATION: GS-20-128.
5. PRODUCT MARKING ON HOUSING IN AREA SHOWN MEETS AFCI SPECIFICATION: GS-24-007.
6. PACKAGING MEETS FCI SPECIFICATION GS-14-937.
7. HOUSING COMPONENT WILL WITHSTAND EXPOSURE TO 260°C PEAK TEMPERATURE FOR 60 SECONDS IN A CONVECTION, INFRA-RED, OR VAPOR PHASE REFLOW OVEN.
8. COPPER PLATING THICKNESS IN CENTER OF VIA-HOLE CAN BE NO MORE THAN 0.003 LESS THAN OTHER AREAS.
9. ALL HOLE SIZES ARE FINISHED HOLE SIZES.
10. INTENDED USE: TWO ASSEMBLIES (P/N 10122776) MEZZANINE STACKED USING PCB TO CONTROL STACK HEIGHT.  
 DIM "L" + 10.98mm = FINAL MEZZANINE STACK HEIGHT.  
 DIM "L" RANGES FROM 21.02-31.02 mm IN 1 mm INCREMENTS.
11. SEE DRAWING 10123459 FOR MATING PCB DETAIL.
12. A SYMBOL  $\triangle$  WILL BE NEXT TO ANY DIMENSION, VIEW, OR NOTE WHICH HAS BEEN MODIFIED WITH THE CURRENT DRAWING REVISION.

Amphenol FCI

© 2016 AFCI

spec ref	-	dr	Jackie Huang	2014/06/16	projection	MM	size	A2	scale	1:1
tolerance std	ISO 406 ISO 1101	eng	Sunny2 Liu	2016/04/12			ecn no	ELX-DG-22934-1		
TOLERANCES UNLESS OTHERWISE SPECIFIED		chr	Terris Liu	2016/05/20			rel level	Released		
surface	linear	appr	Pei-Ming Zheng	2016/05/24	product family	-	cat. no.	10122927		
ASME Y14.5	angular			title VERT RECP (12P 12S) HIGH POWER CARD EDGE		rev B	Product - Customer Drw		sheet 3 of 3	