SCEP147S

SMD POWER INDUCTORS

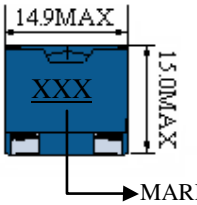

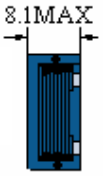

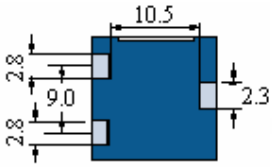

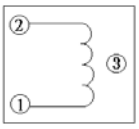

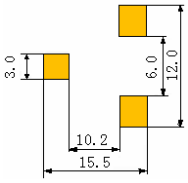

● Features
1 Excellent Power Density
2 Engineered to Provide High Efficiency

ELECTRICAL CHARACTERISTICS

Part Number	Inductance (uH) (1)	Test Frequency	DC Resistance (Ω MAX) (2)	Saturation Current (3) (A)	Temperature Current (4) (A)
SCEP147S-R40	0.4	100KHZ	2.10m	52.8	23.0
SCEP147S-R90	0.9	100KHZ	2.65m	36.0	18.0
SCEP147S-1R5	1.5	100KHZ	3.50m	27.2	16.0
SCEP147S-2R4	2.4	100KHZ	3.90m	22.4	13.0
SCEP147S-3R4	3.4	100KHZ	5.50m	18.4	12.3
SCEP147S-4R7	4.7	100KHZ	7.50m	15.2	12.0
SCEP147S-6R1	6.1	100KHZ	7.80m	14.8	11.0
SCEP147S-7R7	7.7	100KHZ	9.85m	12.4	10.0
SCEP147S-9R5	9.5	100KHZ	13.3m	11.2	9.30

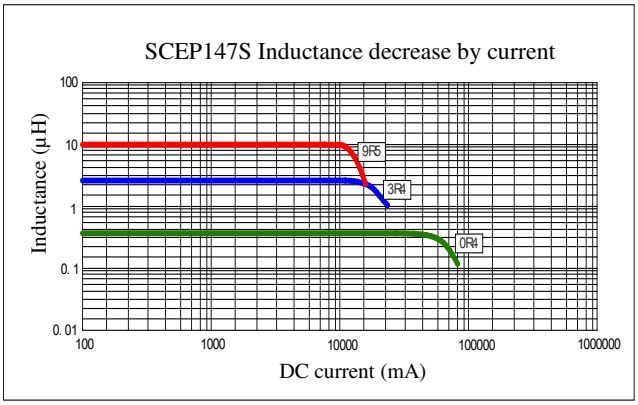

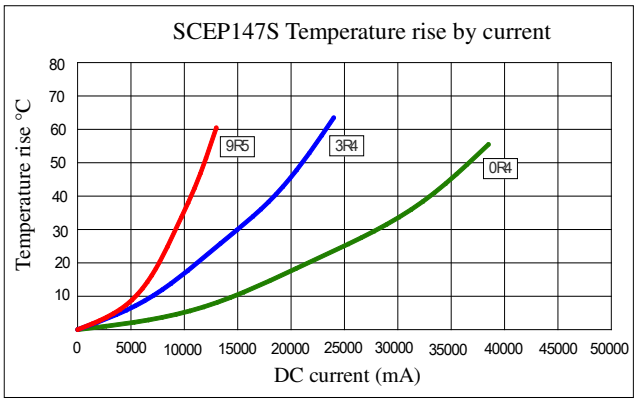

(1). Inductance tolerance for 0.4uH: ±30%, for 0.9uH~9.5uH: ±20%. Tested at 0.25V, 0ADC and 25℃
(2). DCR measured at 25℃.
(3). The DC current at which the inductance decreases by 25% from its initial value.
(4). The DC current that results in a 40℃ temperature rise from 25℃ambient.

Click here for QUANTITY PER REEL & PACKING INFORMATION

Custom versions available upon request.

© 2019 Signal Transformer –Specification subject to change without notice. 12.19

128 Atlantic Avenue, Lynbrook, NY 11563
Toll Free 866-239-5777 • Tel 516-239-5777 • Fax 516-239-7208
Sales@signaltransformer.com • techhelp@signaltransformer.com