

DO NOT SCALE FROM THIS PRINT

DESIGNED AND DIMENSIONED IN MILLIMETERS [INCHES]
ALL DIMENSIONS REFERENCE

EBCL-4-XX

No OF PAIRS
-4

No OF COLUMNS
**-04, -06, -08, -10
**-12, *14, *16

(* = NOT TOOLED)
(** = SEE NOTE 3)

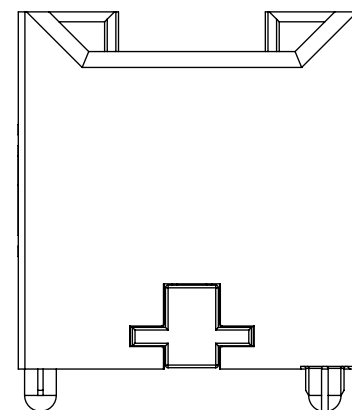
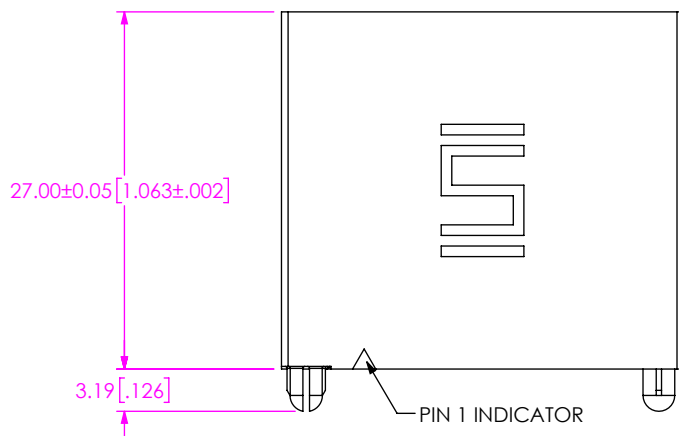
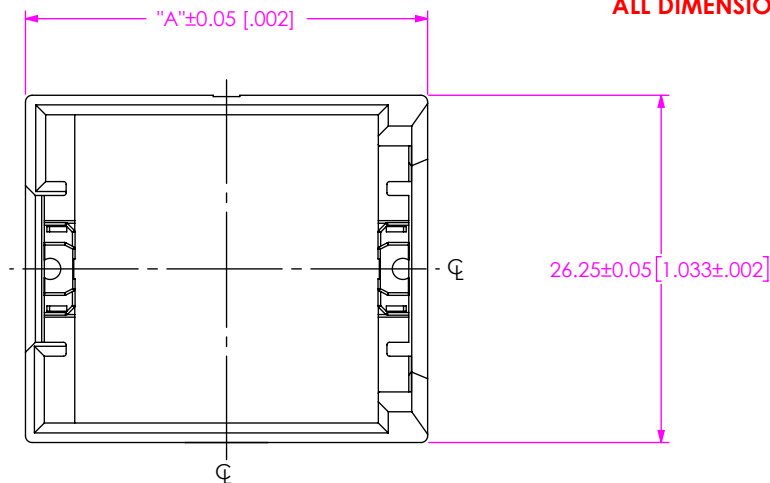


FIG 1
EBCL-4-10 SHOWN

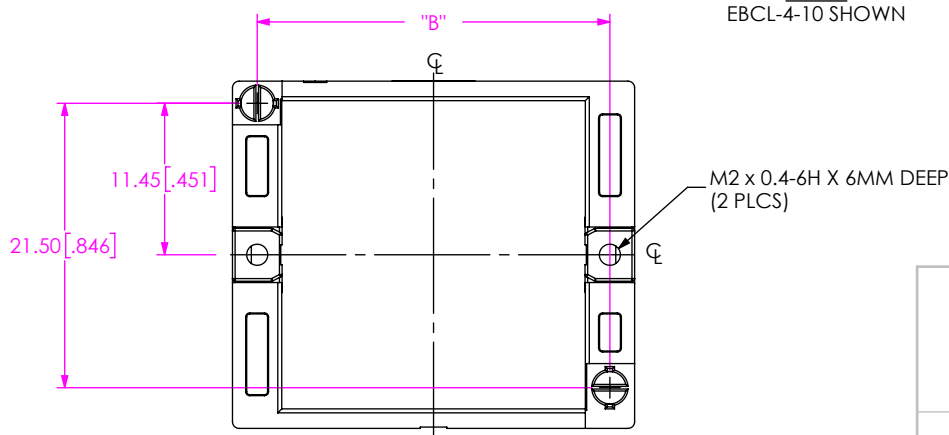


TABLE 1		
No OF COLUMNS	"A"	"B"
-04	18.40 [.724]	14.66 [.577]
-06	22.40 [.882]	18.66 [.735]
-08	26.40 [1.039]	22.66 [.892]
-10	30.40 [1.197]	26.66 [1.050]
-12	34.40 [1.354]	30.66 [1.207]

NOTES:

1. PARTS TO BE LAYER PACKAGED.
2. REFERENCE EBTM-4-XX-2.0-X-VT-X-X-X-FOOTPRINT FOR RECOMMENDED PCB LAYOUT.
3. CONTACT SAMTEC, CONFIGURATION NOT STANDARD.

PROPRIETARY NOTE
THIS DOCUMENT CONTAINS CONFIDENTIAL AND PROPRIETARY INFORMATION AND ALL DESIGN, MANUFACTURING, REPRODUCTION, USE, PATENT RIGHTS AND SALES RIGHTS ARE EXPRESSLY RESERVED BY SAMTEC, INC. THIS DOCUMENT SHALL NOT BE DISCLOSED, IN WHOLE OR PART, TO ANY UNAUTHORIZED PERSON OR ENTITY NOR REPRODUCED, TRANSFERRED OR INCORPORATED IN ANY OTHER PROJECT IN ANY MANNER WITHOUT THE EXPRESS WRITTEN CONSENT OF SAMTEC, INC.

DO NOT SCALE DRAWING
SHEET SCALE: 1.75:1

MATERIAL:
INSULATOR: NYLON
WELD TAB: ZINC ALLOY

F:\DWG\MISC\MKTG\EBCL-4-XX-MKT.SLDDRW

520 PARK EAST BLVD. NEW ALBANY, IN 47150
PHONE: 812-944-6733 FAX: 812-948-5047
e-Mail info@SAMTEC.com code 55322

DESCRIPTION: EBCF LATCHING BRACKET ASM

DWG. NO. EBCL-4-XX

BY: D.SCHMELZ 5/26/2017 SHEET 1 OF 1