

PN STATUS	TE PART NO	DESCRIPTION	PART B	PART A	ITEM
ACTIVE	2071504-1	PCFN-112F2MG,00000	12V	PCFN-112F2MG	a
ACTIVE	2071504-2	PCFN-124F2MG,00000	24V	PCFN-124F2MG	b
ACTIVE	2071504-3	PCFN-112F2MS,00035	12V	PCFN-112F2MS	c

P	LTR	DESCRIPTION	DATE	DWN	APVD
	A1	ECO-20-005999, ADD CQC AND CUL MARKING	29-APR-20	TOD	XN.Z
	A2	add 33A rating	08/04/22	X.L	

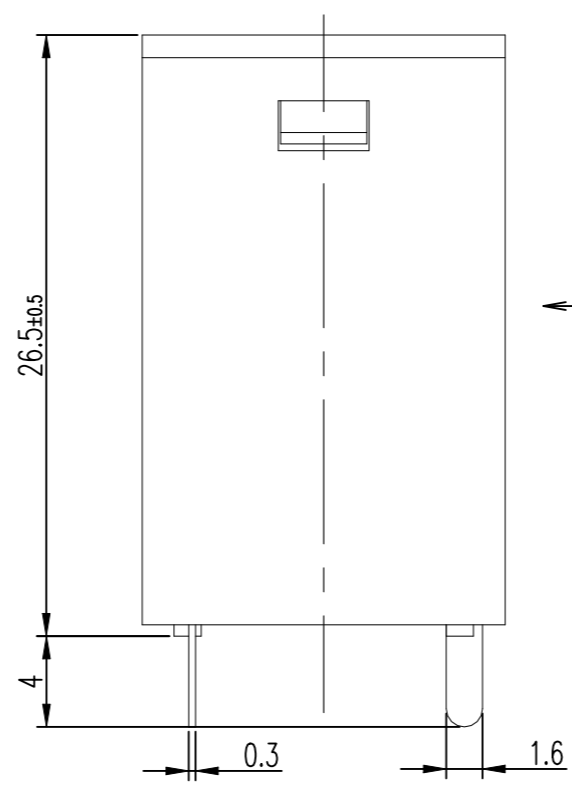
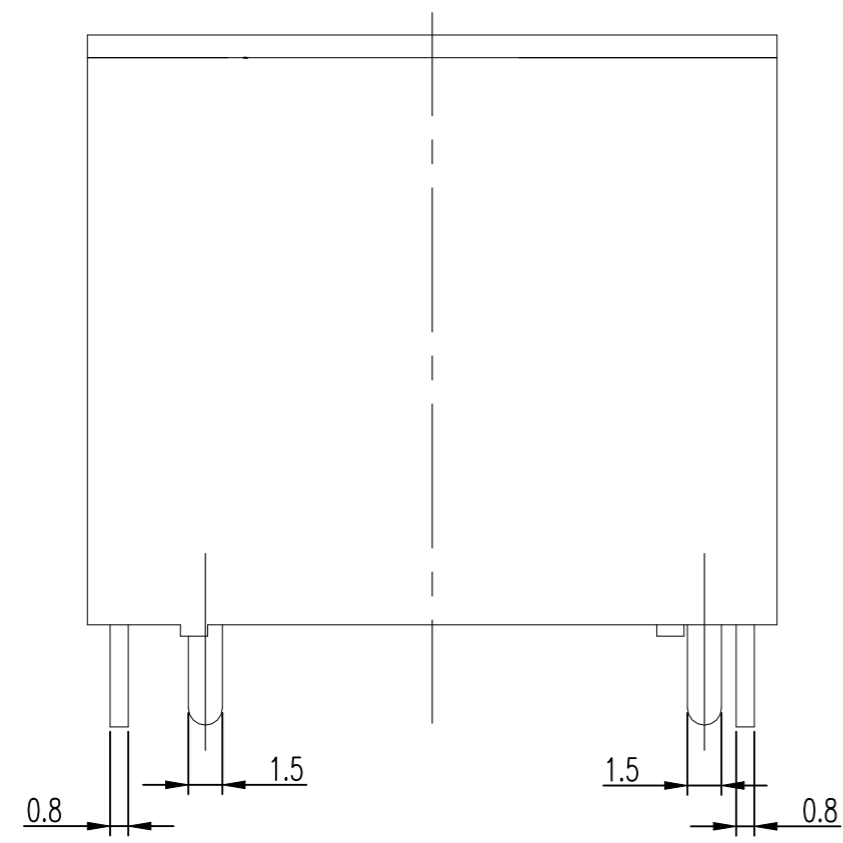
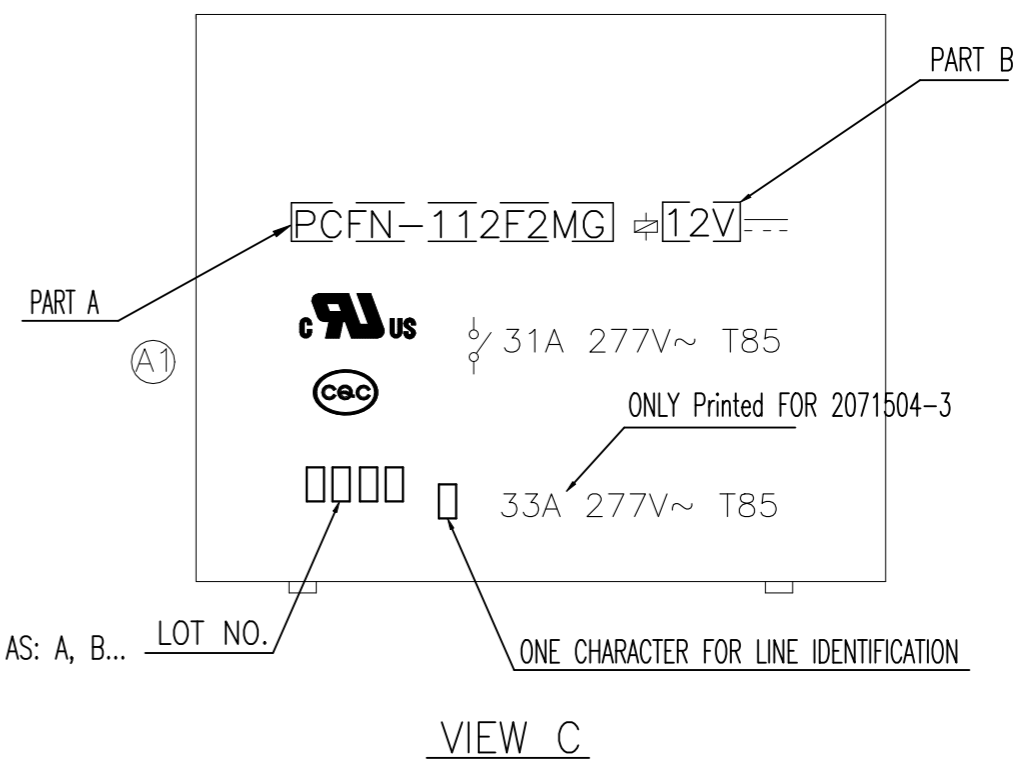
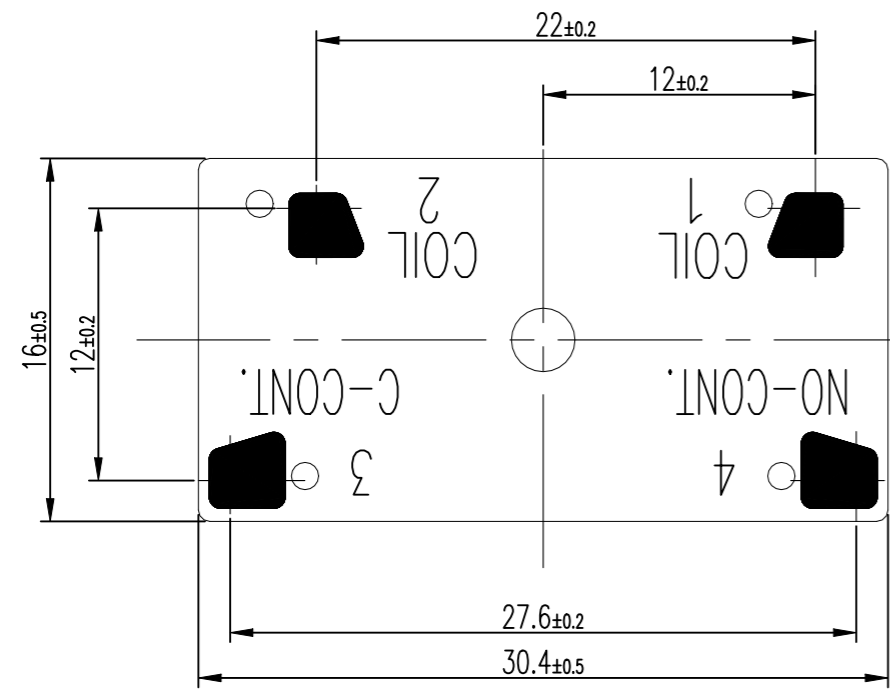
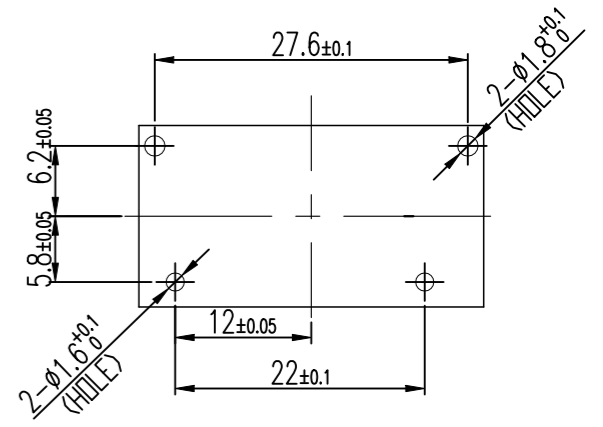
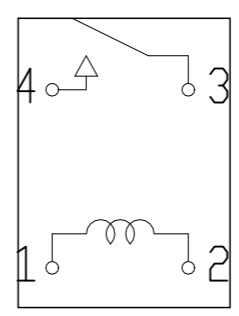


DIAGRAM DIMENSION	TOLERANCE
0.99mm MAX.	±0.1mm
1 - 2.99mm	±0.2mm
3mm MIN.	±0.3mm

NOTE
 1. LOT NO. SYSTEM AS FOLLOWING:
 1 4 2 1
 WEEK YEAR
 2. ONE CHARACTER DISTINGUISH THE LINE IDENTITY, SUCH AS: A, B...
 3. TERMINAL DIMENSION IS BEFORE SOLDER DIP.
 4. FOR THE TIN-PLATING OF THE PINS:
 +0.1mm FOR WIDTH, THICKNESS AND DIAMETER.
 +0.5mm FOR LENGTH.

CIRCUIT DIAGRAM(BOTTOM VIEW) DRILLING DIAGRAM (BOTTOM VIEW)



THIS DRAWING IS A CONTROLLED DOCUMENT.		DWN	-		
		TOD	-		
		CHK	XIAO NING ZHANG		
		APVD	SUNNY ZHANG		
		PRODUCT SPEC	-		
		APPLICATION SPEC	-		
		WEIGHT	0.000000	SIZE	A3
		CUSTOMER DRAWING		CAGE CODE	00779
				DRAWING NO	C-2071504
				RESTRICTED TO	-
				SCALE	3:1
				SHEET	1 OF 1
				REV	A2