REV.	DATE	DESCRIPTION
A	09/29/98	ADD X-SECTION OF BODY

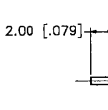

RECOMMENDED CABLE STRIPPING DIMENSIONS

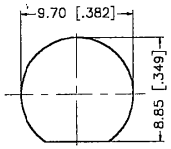

RECOMMENDED MOUNTING HOLE

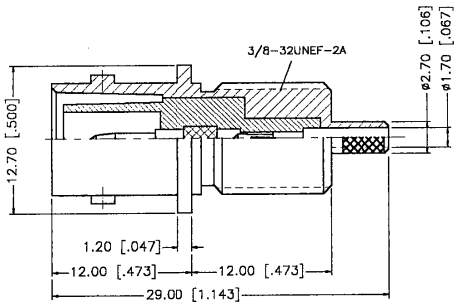

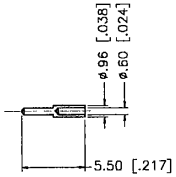

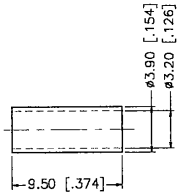

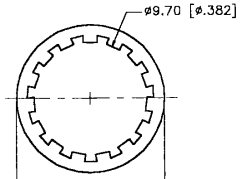

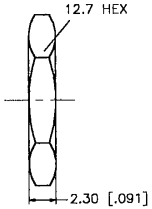

	DESCRIPTION	MATERIAL	FINISH
1	BODY	BRASS	NICKEL
2	INSULATOR	TEFLON	NATURAL
3	CONTACT PIN	PHOS. BRONZE	GOLD
4	FERRULE	BRASS	NICKEL
5	LOCK WASHER	BRASS	NICKEL
6	HEX NUT	BRASS	NICKEL
7			
8			

UNLESS OTHERWISE SPECIFIED DIMENSIONS ARE IN MILLIMETERS

DIMENSIONS IN [ ] ARE IN INCHES FOR CUSTOMER REFERANCE ONLY

UNLESS OTHERWISE SPECIFIED TOLERANCES FOR MILLIMETERS ARE:

0.5–6 = ± 0.2
6–30 = ± 0.4
30–120 = ± 0.6
120–315 = ± 1
315–1000 = ± 1.6
1000–2000 = ± 2.4

DO NOT SCALE DRAWING

APPROVALS		DATE
DRAWN	G.R.S.	09/29/98
CHECKED		
ISSUED		

Connex Connector Corporation

TITLE: BNC REVERSE POLARIZED BULKHEAD CRIMP JACK FRONT MOUNT– 174, 188, 316 CABLE

SIZE	FSCM NO.	DWG. NO.	REV.
A	99001	112587–RP.DWG	A

SCALE	PART NO.	SHEET
NA	112587–RP	1 OF 1