

Device connector, front mounting - ST-3ES1N8AW400S - 1607692

Please be informed that the data shown in this PDF Document is generated from our Online Catalog. Please find the complete data in the user's documentation. Our General Terms of Use for Downloads are valid (<http://download.phoenixcontact.com>)



Device connector, front mounting, straight, SPEEDCON locking, M17, Number of positions: 3+PE, Type of contact: Socket, Crimp connection, Axial O-ring, 4xØ2,7, Shielded: Yes, Flange dimensions: 21.6 mm x 21.6 mm



Key commercial data

| | |
|--------------------------------------|----------|
| Packing unit | 1 PCE |
| Weight per Piece (excluding packing) | 0.29 GRM |
| Custom tariff number | 85366990 |
| Country of origin | Germany |

Technical data

General

| | |
|--|--|
| Note | Order information Order crimp contacts Ø 2 mm separately |
| Type of locking | SPEEDCON locking |
| Direction of rotation of contact chamber numbering | Standard |
| Coding | N |
| Contact connection method | Crimp connection |
| Type of contacts | Socket |
| Number of positions | 4 |
| Contact diameter of power contacts | 2 mm |
| Nominal current per power contact at 25°C | 20 A |
| Contact diameter of signal contacts | 2 mm |
| Mounting type | 4xØ2,7 |

Ambient conditions

| | |
|----------------------|-------------------|
| Ambient temperature | -20 °C ... 125 °C |
| Degree of protection | IP67 |

Material

Device connector, front mounting - ST-3ES1N8AW400S - 1607692

Technical data

Material

| | |
|----------------------------|--|
| Housing material | Turned parts: copper zinc alloy (CuZn), die-cast parts: zinc (GD-Zn) |
| Insulator material | PA 66 |
| Gasket and O-ring material | FPM |

Specifications according to DIN EN 61984:2001

| | |
|---|--------|
| Installation height max. | 3000 m |
| Nominal / operating voltage of power contacts | 630 V |
| Rated surge voltage of power contacts | 6 kV |
| Surge voltage category of power contacts | III |
| Pollution degree of power contacts | 3 |

Classifications

eCl@ss

| | |
|------------|----------|
| eCl@ss 4.0 | 272607xx |
| eCl@ss 4.1 | 27260701 |
| eCl@ss 5.0 | 27260701 |
| eCl@ss 5.1 | 27260701 |
| eCl@ss 6.0 | 27260708 |
| eCl@ss 7.0 | 27440312 |
| eCl@ss 8.0 | 27440312 |

ETIM

| | |
|----------|----------|
| ETIM 3.0 | EC001121 |
| ETIM 4.0 | EC001121 |
| ETIM 5.0 | EC002635 |

UNSPSC

| | |
|---------------|----------|
| UNSPSC 6.01 | 43172015 |
| UNSPSC 7.0901 | 43201404 |
| UNSPSC 11 | 43172015 |
| UNSPSC 12.01 | 43201404 |
| UNSPSC 13.2 | 43201404 |

Approvals

Approvals

Device connector, front mounting - ST-3ES1N8AW400S - 1607692

Approvals

Approvals

GOST

Ex Approvals

Approvals submitted

Approval details

GOST 

Accessories

Accessories

Crimp contact

Crimp contact - ST-20KS010 - 1607657



Crimp contact, turned, Contact diameter: 2 mm, Crimp range: 0.25 mm²...1 mm²

Crimp contact - ST-20KS020 - 1607658



Crimp contact, turned, Single contact, Contact diameter: 2 mm, Crimp range: 1 mm²...2.5 mm²

Mounting material

Device connector, front mounting - ST-3ES1N8AW400S - 1607692

Accessories

Color-coding - ST-Z0019 - 1620621



Color-coding, Color: green

Color-coding - ST-Z0020 - 1620622



Color-coding, Color: orange

Color-coding - ST-Z0021 - 1620623



Color-coding, Color: black

Protective cover

Plastic dust protection cap - ST-Z0006 - 1607776

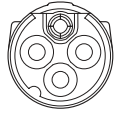


Plastic dust protection cap

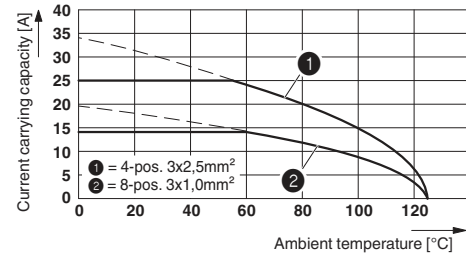
Drawings

Device connector, front mounting - ST-3ES1N8AW400S - 1607692

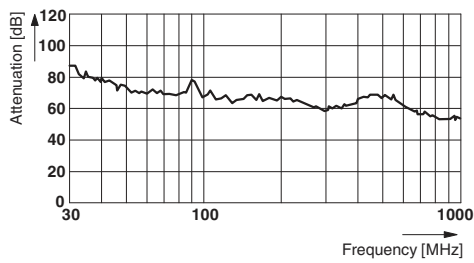
Schematic diagram



Diagram



Diagram



Dimensioned drawing

