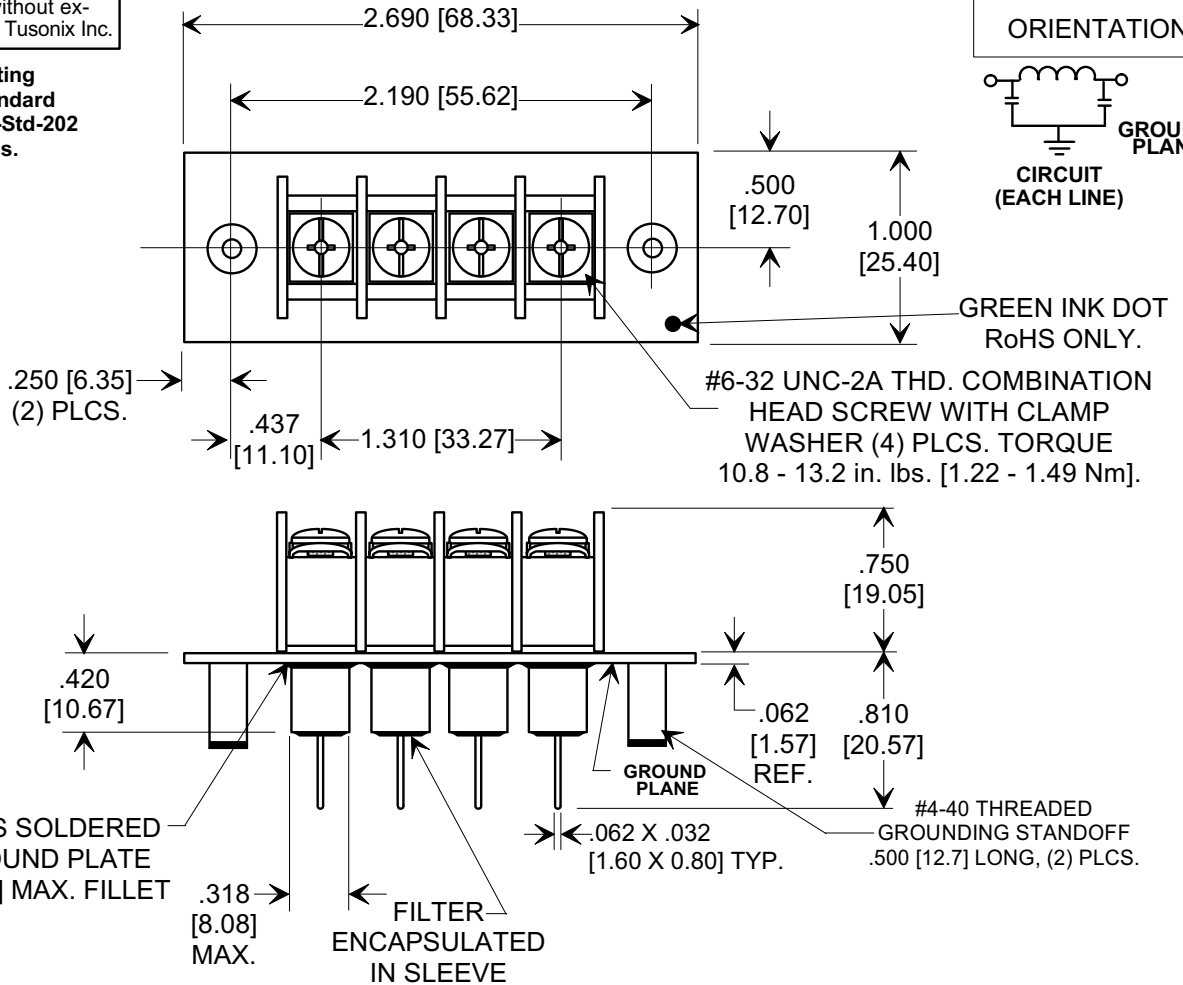
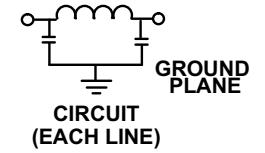
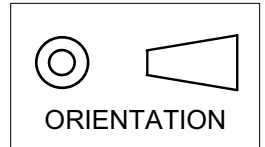


# MARKETING SALES DRAWING

**DIMENSIONS IN INCHES - DO NOT SCALE THIS DRAWING**  
**DIMENSIONS IN METRIC - [ ]**

This drawing is the property of Tusonix, Inc., and may not be used, reproduced, published or disclosed to others without expressed authorization by Tusonix Inc.

**Electrical Testing**  
 per Tusonix standard  
 test plans and Mil-Std-202  
 Test Methods.



**NOTES:**

- TUSONIX STANDARD PART NUMBER: 7604-551N.  
 TUSONIX RoHS COMPLIANT PART NUMBER: 7604-551N LF.  
 CUSTOMER MUST SPECIFY STANDARD OR RoHS PART NUMBER WHEN ORDERING.
- LEAD FINISH: MATTE TIN.
- PLATE MATERIAL: COPPER ALLOY, MATTE TIN FINISH.
- PART MARKING: PART NUMBER, DATE CODE AND UL RECOGNITION: WHITE INK. RoHS PART: GREEN INK DOT AS SHOWN.
- MAX. SOLDERING TEMPERATURE 500°F (260°C).
- GROUNDING STANDOFF MOUNTING TORQUE 3.0 - 3.8 in. lbs. [0.34 - 0.43 Nm].
- MOLDED MATERIAL: HIGH TEMPERATURE THERMOPLASTIC (PBT), UL RATED 94 V-O.
- UL FILE NO. E201344.

Cx (pF)	WVDC -55°C TO +105°C	IDC	I.R. MIN. @ 100 (VDC)	DWV (VDC 1 MIN.)	TYPICAL NO LOAD INSERTION LOSS (dB) @ 25°C PER MIL-STD-220			
					10 MHz	100 MHz	1 GHz	10 GHz
2500/5000	100	20 Amps	10 G Ω	2121	5	50	60	65

REVISION RECORD Original Release C.O. ECO-683	<b>A</b>	TOLERANCES unless otherwise specified 2 PLC. DECIMAL ± N/A 3 PLC. DECIMAL ± .030 [0.76]	Title <b>REAR-PANEL MOUNT                  FILTERED TERMINAL                  BLOCK 4 POSITION,                  UL RECOGNIZED</b>	
			ANGLES ± N/A	Drawn L.E. 04-21-09
			Approved R.L. 04-21-09	
			<b>TUSONIX</b> TUCSON, ARIZONA	
				<b>7604-551N</b>

X-2015 Rev-0