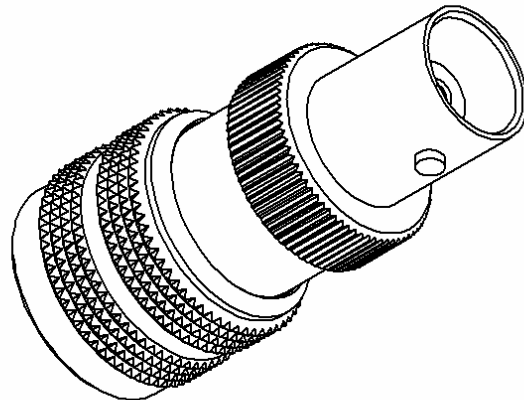
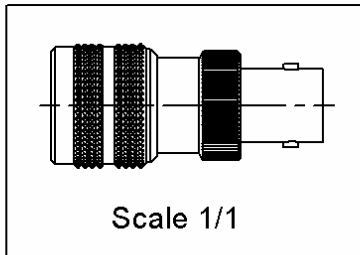
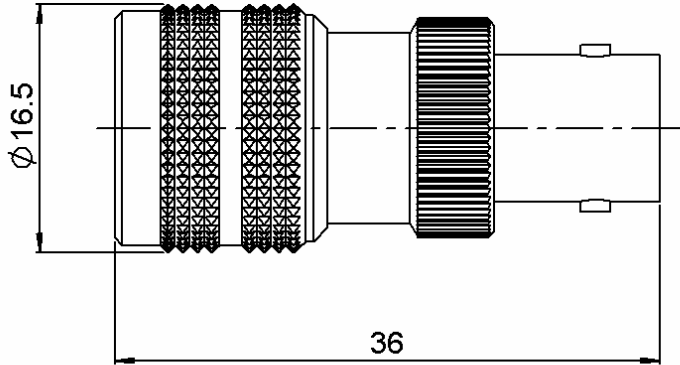


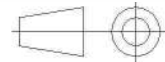
**ADAPTOR BNC JACK - MQ PLUG**

**R191.413.000**

Série : ADAPT



All dimensions are in mm.



COMPONENTS	MATERIALS	PLATING (µm)
<b>BODY</b>	<b>BRASS</b>	<b>WHITE CHROMNIUM OVER NICKEL</b>
<b>CENTER CONTACT</b>	<b>BERYLLIUM COPPER</b>	<b>SILVER OVER COPPER</b>
<b>OUTER CONTACT</b>	-	-
<b>INSULATOR</b>	<b>PTFE</b>	
<b>GASKET</b>	<b>SILICONE</b>	
<b>OTHERS PARTS</b>	<b>BRASS</b>	<b>WHITE CHROMNIUM OVER NICKEL</b>
-	-	-
-	-	-

Issue : 1143 X

In the effort to improve our products, we reserve the rights to make changes judged to be necessary.



**ADAPTOR BNC JACK - MQ PLUG**

**R191.413.000**

Série : ADAPT

**PACKAGING**

Standard	Unit	Other
<b>1</b>	-	<b>Contact us</b>

**SPECIFICATION**

**ELECTRICAL CHARACTERISTICS**

Impedance	<b>50</b>	$\Omega$
Frequency	<b>0-4</b>	GHz
VSWR	<b>1.20 + 0,0000</b>	x F(GHz) Maxi
Insertion loss	<b>0.115</b>	$\sqrt{F}$ (GHz) dB Maxi
RF leakage	- ( <b>57</b> )	- F(GHz)) dB Maxi
Voltage rating	<b>500</b>	Veff Maxi
Dielectric withstanding voltage	<b>1500</b>	Veff mini
Insulation resistance	<b>5000</b>	M $\Omega$ mini

**ENVIRONMENTAL**

Operating	<b>-40°+100°</b>	° C
Hermetic seal	<b>NA</b>	Atm.cm3/s
Panel leakage	<b>NA</b>	

**MECHANICAL CHARACTERISTICS**

Center contact retention		
Axial force – Mating end	<b>27</b>	N mini
Axial force – Opposite end	<b>27</b>	N mini
Torque	<b>NA</b>	N.cm mini
Recommended torque		
Mating	<b>BNC</b>	<b>0</b> N.cm
	<b>MQ</b>	<b>0</b> N.cm
	<b>-</b>	<b>0</b> N.cm
Panel nut	<b>NA</b>	N.cm
Mating life	<b>500</b>	Cycles mini
Weight	<b>28,0000</b>	g

**OTHER CHARACTERISTICS**

Issue : 1143 X

In the effort to improve our products, we reserve the rights to make changes judged to be necessary.

