

## Peak Emission Wavelength: 870nm


The 870nm IR emitter series is designed for applications requiring high output and precise optical / mechanical axis alignment. Custom package solutions and sorting are available.

### FEATURES

- > Hermetically Sealed TO-46
- > High Output Power
- > Narrow Viewing Angle
- > High Reliability

### APPLICATIONS

- > Optical Switches / Security Systems
- > Linear & Rotary Encoder
- > Remote Controls / Robotics
- > Card Readers / Medical Electronics



## Absolute Maximum Ratings (Ta=25°C)



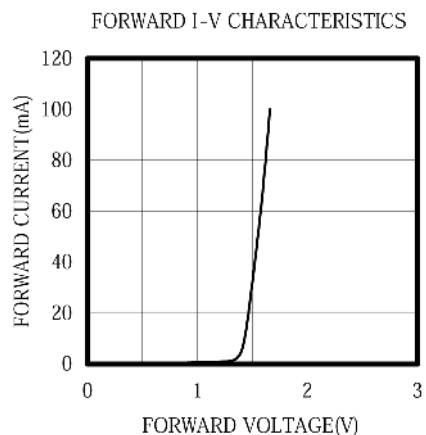
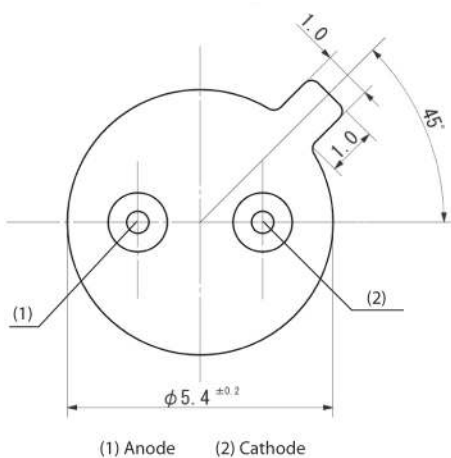
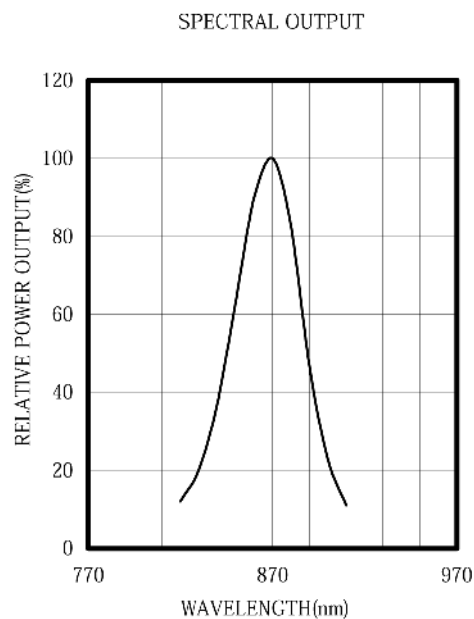
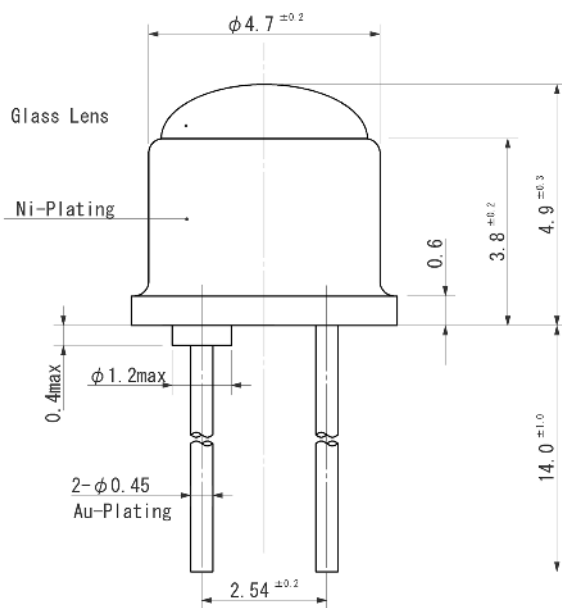
ITEMS	SYMBOL	RATINGS	UNIT
Forward Current (DC)	IF	100	mA
Forward Current (Pulse)*1	IFP	1	A
Reverse Voltage	VR	5	V
Power Dissipation	PD	200	mW
Operating Temperature Range	Topr	-30 ~ +100	°C
Storage Temperature Range	Tstg	-40 ~ +125	°C
Junction Temperature	Tj	125	°C
Lead Soldering Temperature*2	Tls	260	°C

\*1: Tw=10μsec, T=10msec. \*2: Time 5 Sec max, Position: Up to 3mm from the body.

## Electrical & Optical Characteristics (Ta = 25°C)

ITEMS	SYMBOL	CONDITIONS	MIN	TYP	MAX	UNIT
Power Output	PO	IF=50mA	7.0	10.0	--	mW
Forward Voltage	VF	IF=50mA	--	1.55	2.0	V
Reverse Current	IR	VR=5V	--	--	10	μA
Peak Emission Wavelength	λp	IF=50mA	--	870	--	nm
Spectral Line Half Width	Δλ	IF=50mA	--	45	--	nm
Half Intensity Beam Angle	Θ	IF=50mA	--	±5	--	deg
Cut Off Frequency	fc	*1	--	12	--	MHz
Junction Capacitance	Cj	1MHz, V=0V	--	50	--	pF
Temperature Coefficient of PO	P/T	IF=10mA	--	-0.3	--	%/°C
Temperature Coefficient of VF	V/T	IF=10mA	--	-2.1	--	mV/°C

\*1: IFP=50mA±10mA p-p.



Unit: mm, Tolerance:  $\pm 0.2$

