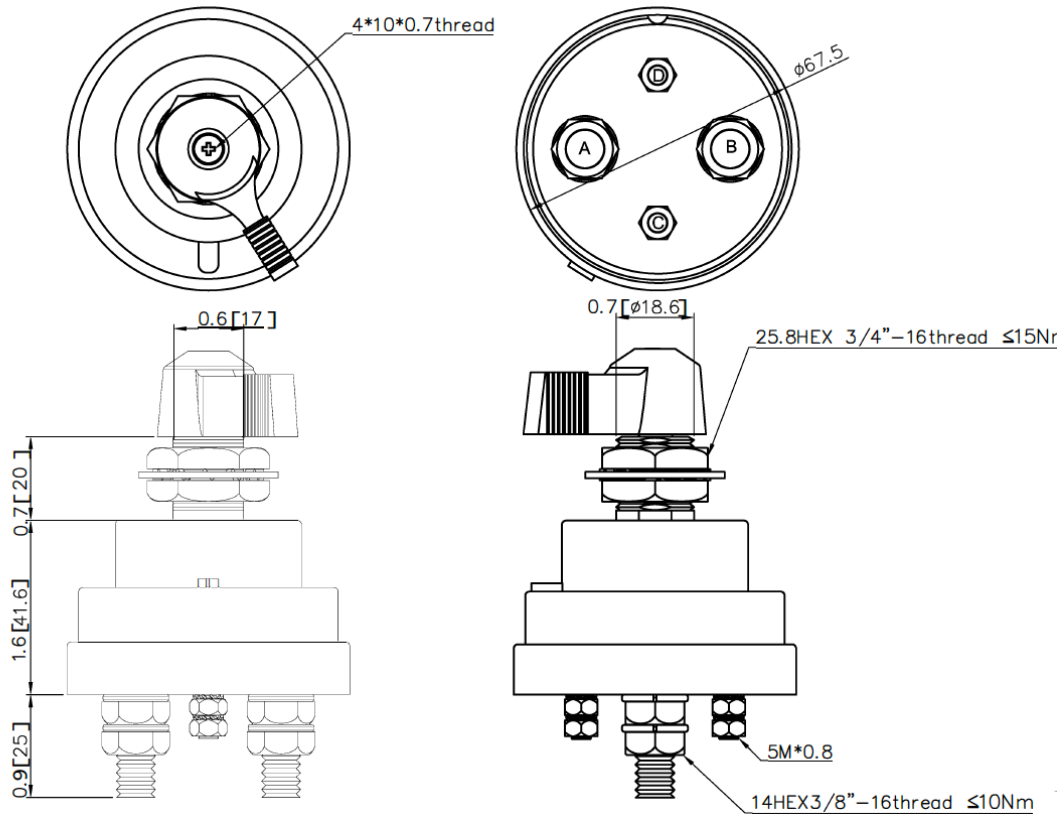
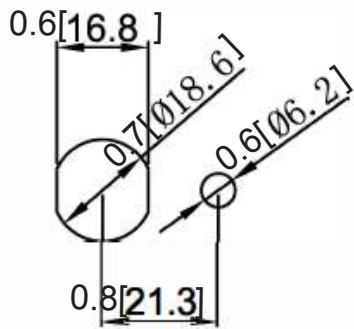


Mechanical Dimensions: Inches [mm]

Tolerances ± 0.012 [0.3] Unless Otherwise Specified

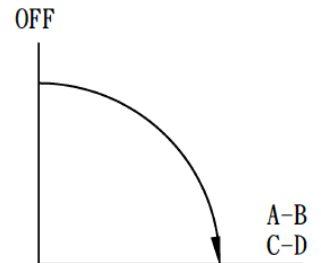


Mounting Hole



Circuit Diagram

DPST: For battery and alternator or generator field circuit.



Electrical Specifications

Continuous Rating	180A 6-36VDC (Large Studs), 20A 6-36VDC (Small Studs)
Intermittent Rating	1000A for 15secs intervals
Insulation Resistance	DC 500V 100M ohm Min
Dielectric Strength	AC 1000V 1 minute
Operation Temperature	-40°C~85°C

Material Specifications

Zinc diecast construction
Sealed with O-rings at base and mounting stem
Copper, Silver plated terminals

Rev	Date of issue	Revision Notes	Designed	Approved
A	11-12-2019	Initial Drawing	RC	OF