

NOTES:

1.  $\textcircled{C}$  REPRESENTS A CRITICAL DIMENSION.
2. MAX PIN ROTATION IN BODY TO BE 2°.
3. PUSHOUT FORCE TO BE 1lb. [4.45 N] MIN.
4. NOTE DELETED
5. FOR LOCKING CLIPS: .75lb. [3.336 N] MIN RETENTION
6. MEASURE AT BEND.

DESIGNED AND DIMENSIONED  
IN INCHES [MILLIMETERS]

ETMM-1XX-02-X-D-XX-XX

No. OF POSITIONS

-02 THRU -25

LEAD STYLE

PLATING SPECIFICATION

- S: 30 $\mu$ " SELECTIVE GOLD IN CONTACT AREA, MATTE TIN ON TAIL
- L: 10 $\mu$ " SELECTIVE GOLD IN CONTACT AREA, MATTE TIN ON TAIL
- F: 3 $\mu$ " SELECTIVE GOLD IN CONTACT AREA, MATTE TIN ON TAIL

OPTION

- LC: LOCKING CLIP  
(USE LC-05-TM FOR THROUGH HOLE STYLE, SEE FIG 1)  
(USE LC-07-TM FOR -SM STYLE, SEE FIG 3, SHT. 2)  
NOT AVAILABLE FOR -RA STYLE
- TR: TAPE & REEL (FOR -SM OPTION ONLY)
- K: POLYIMIDE FILM PAD  
(USE K-DOT-.295-.406-.005, SEE FIG 4, SHT 3)  
NOT AVAILABLE WITH -TH OPTION
- XX: PIN No. TO BE OMITTED (POLARIZED OPTION)

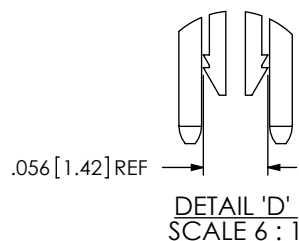
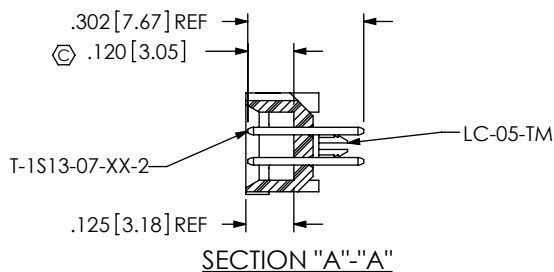
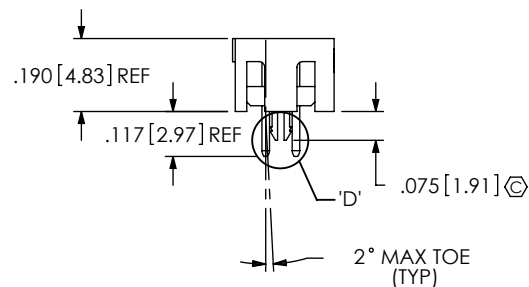
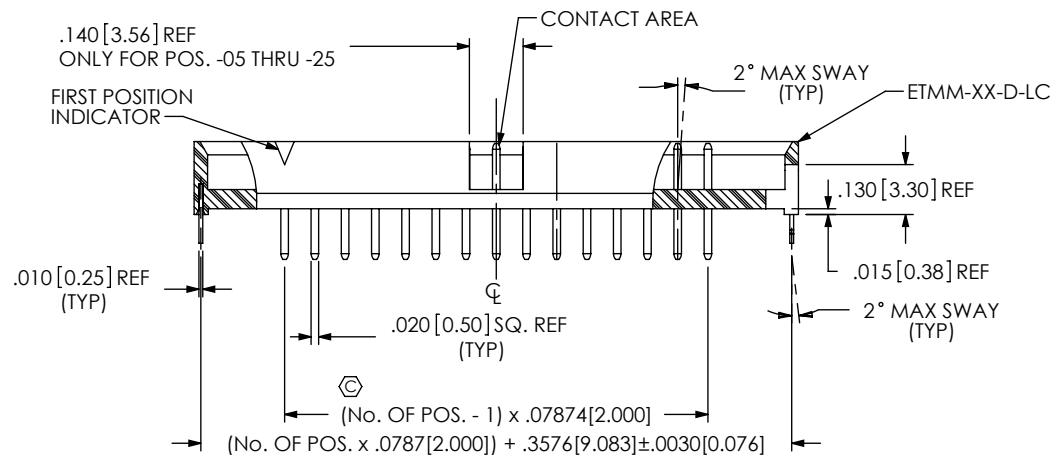
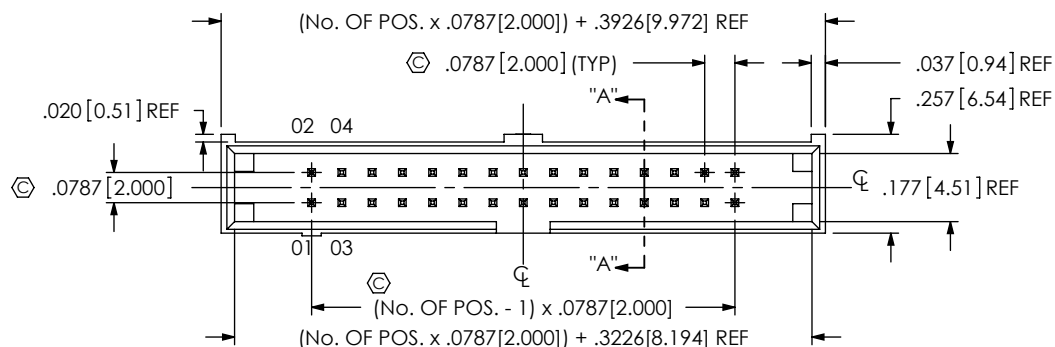
BODY HEIGHT

- TH: THROUGH HOLE (SEE FIG 1, SHT 1)
- RA: RIGHT ANGLE (SEE FIG 2, SHT 2)
- SM: SURFACE MOUNT (SEE FIG 3, SHT 2)

ROW SPECIFICATION

- D: DOUBLE (USE ETMM-XX-D-LC)

FIG1  
ETMM-115-02-X-D-TH-LC SHOWN



UNLESS OTHERWISE SPECIFIED,  
DIMENSIONS ARE IN INCHES.

TOLERANCES ARE:

DECIMALS

ANGLES

.XX: ±.01 [0.3]

1°

.XXX: ±.005 [0.13]

.XXXX: ±.0020 [0.051]

PROPRIETARY NOTE

THIS DOCUMENT CONTAINS CONFIDENTIAL AND PROPRIETARY INFORMATION AND ALL DESIGN, MANUFACTURING, REPRODUCTION, USE, PATENT RIGHTS AND SALES RIGHTS ARE EXPRESSLY RESERVED BY SAMTEC, INC. THIS DOCUMENT SHALL NOT BE DISCLOSED, IN WHOLE OR PART, TO ANY UNAUTHORIZED PERSON OR ENTITY NOR REPRODUCED, TRANSFERRED OR INCORPORATED IN ANY OTHER PROJECT IN ANY MANNER WITHOUT THE EXPRESS WRITTEN CONSENT OF SAMTEC, INC.

MATERIAL:

DO NOT SCALE DRAWING

SHEET SCALE: 2:1

LCP INSULATOR: LCP  
COLOR: BLACK  
TERMINAL: PHOSPHOR BRONZE

DESCRIPTION:

2MM SHROUDED TERMINAL STRIP

DWG. NO.

ETMM-1XX-02-X-D-XX-XX

BY: T.NEWTON 12/17/2007

SHEET 1 OF 3

**samtec**

520 PARK EAST BLVD, NEW ALBANY, IN 47150  
PHONE: 812-944-6733 FAX: 812-948-5047  
e-Mail: info@SAMTEC.com code: 55322

# REVISION K

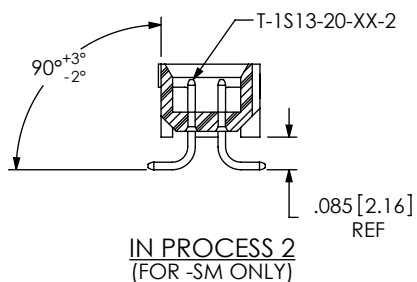
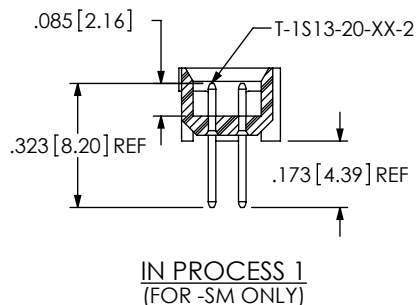
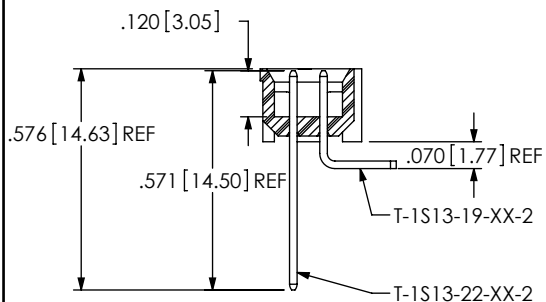
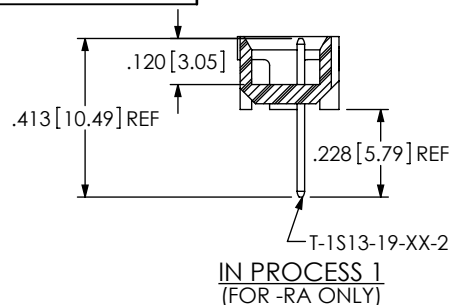


FIG 2  
ETMM-115-02-X-D-RA SHOWN  
(DIFFERENT AS SHOWN, OTHERWISE SAME AS FIG 1)

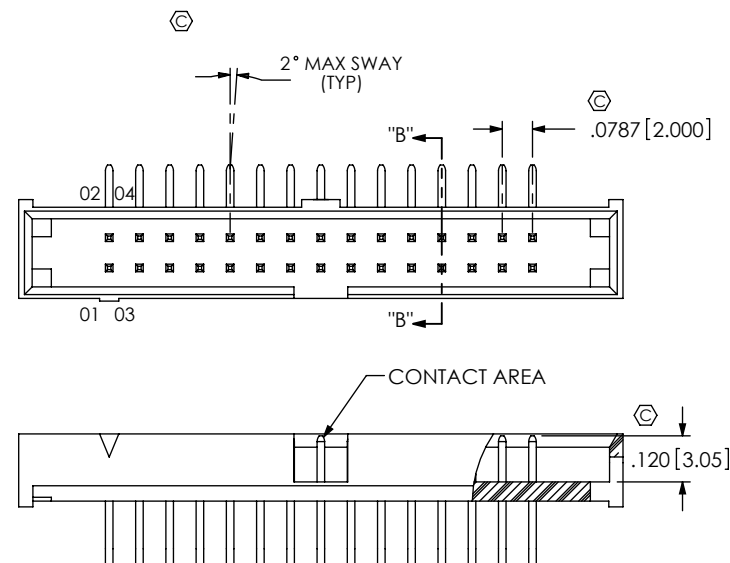
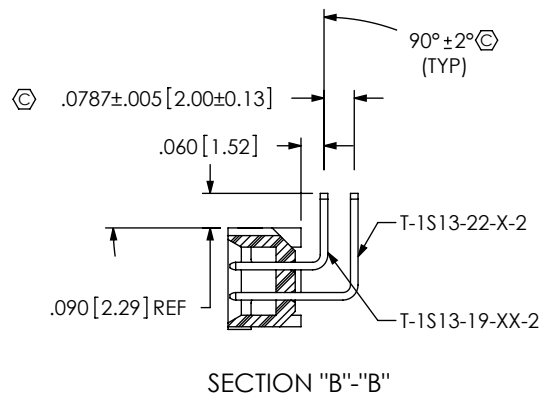


FIG 3  
ETMM-115-02-X-D-SM-LC SHOWN  
(DIFFERENT AS SHOWN, OTHERWISE SAME AS FIG 1)

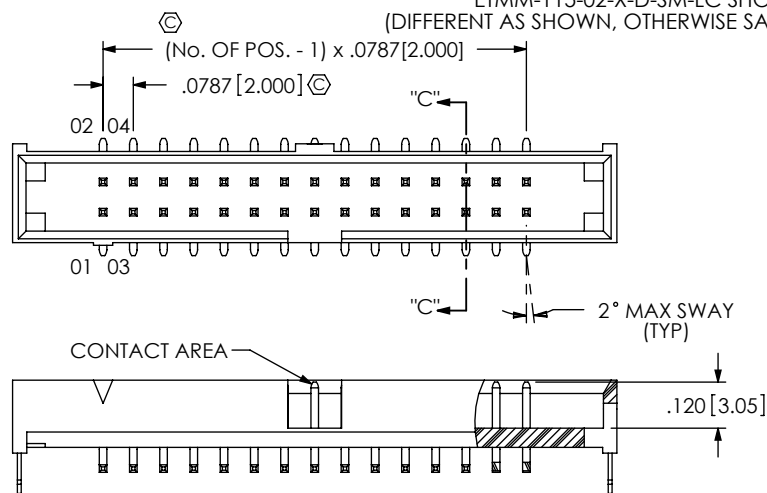
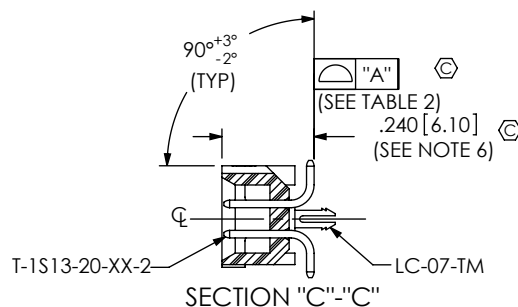
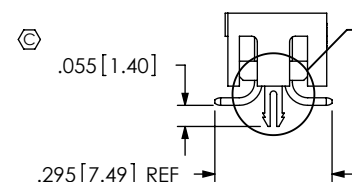
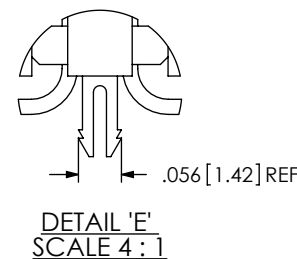


TABLE 2	
No OF POSITIONS	COPLANARITY "A"
2 - 19	.004 [0.10]
20 - 25	.005 [0.13]



**PROPRIETARY NOTE**  
THIS DOCUMENT CONTAINS CONFIDENTIAL AND PROPRIETARY INFORMATION AND ALL DESIGN, MANUFACTURING, REPRODUCTION, USE, PATENT RIGHTS AND SALES RIGHTS ARE EXPRESSLY RESERVED BY SAMTEC, INC. THIS DOCUMENT SHALL NOT BE DISCLOSED, IN WHOLE OR PART, TO ANY UNAUTHORIZED PERSON OR ENTITY NOR REPRODUCED, TRANSFERRED OR INCORPORATED IN ANY OTHER PROJECT IN ANY MANNER WITHOUT THE EXPRESS WRITTEN CONSENT OF SAMTEC, INC.

DO NOT SCALE DRAWING

SHEET SCALE: 2:1

**samtec**

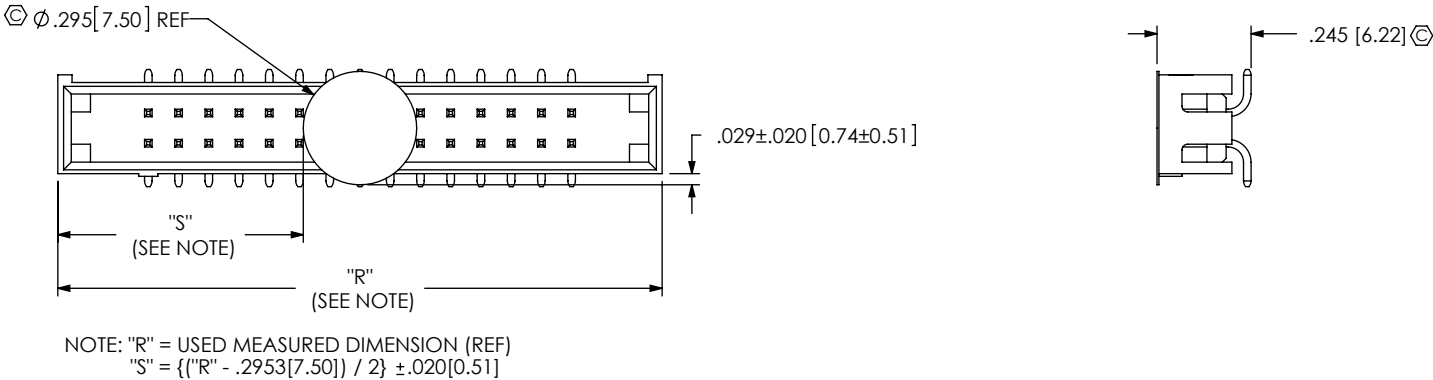
520 PARK EAST BLVD, NEW ALBANY, IN 47150  
PHONE: 812-944-6733 FAX: 812-948-5047  
e-Mail: info@SAMTEC.com code: 55322

DESCRIPTION:  
2MM SHROUDED TERMINAL STRIP

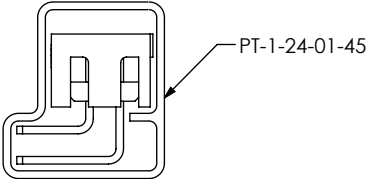
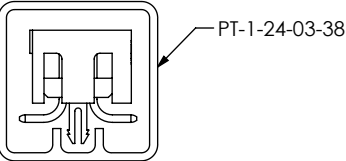
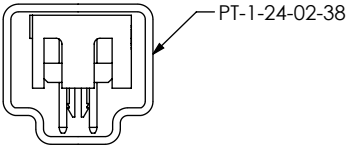
DWG. NO.  
ETMM-1XX-02-X-D-XX-XX

BY: T.NEWTON 12/17/2007 SHEET 2 OF 3

FIG 4  
ETMM-115-02-X-D-SM-K SHOWN  
(DIFFERENT AS SHOWN OTHERWISE SAME AS FIG 1)



PACKAGING  
ALL PARTS ARE LOADED WITH POSITION 1  
TOWARD ARROW EXCEPT -RA OPTION



NOTE: ALL POSITIONS ARE TO BE TUBED.

TABLE 1		
OPTIONS	PACKAGING TUBE	PLUG
-TH, -TH-LC	PT-1-24-02-38	TP-03
-SM, -SM-LC	PT-1-24-03-38	TP-03
-RA	PT-1-24-01-45	TP-07

PROPRIETARY NOTE  
THIS DOCUMENT CONTAINS CONFIDENTIAL AND PROPRIETARY INFORMATION AND ALL DESIGN, MANUFACTURING, REPRODUCTION, USE, PATENT RIGHTS AND SALES RIGHTS ARE EXPRESSLY RESERVED BY SAMTEC, INC. THIS DOCUMENT SHALL NOT BE DISCLOSED, IN WHOLE OR PART, TO ANY UNAUTHORIZED PERSON OR ENTITY NOR REPRODUCED, TRANSFERRED OR INCORPORATED IN ANY OTHER PROJECT IN ANY MANNER WITHOUT THE EXPRESS WRITTEN CONSENT OF SAMTEC, INC.

DO NOT SCALE DRAWING

SHEET SCALE: 2:1

520 PARK EAST BLVD, NEW ALBANY, IN 47150  
PHONE: 812-944-6733 FAX: 812-948-5047  
e-Mail: info@SAMTEC.com code: 55322

DESCRIPTION:  
2MM SHROUDED TERMINAL STRIP

DWG. NO.  
ETMM-1XX-02-X-D-XX-XX

BY: T.NEWTON 12/17/2007 SHEET 3 OF 3