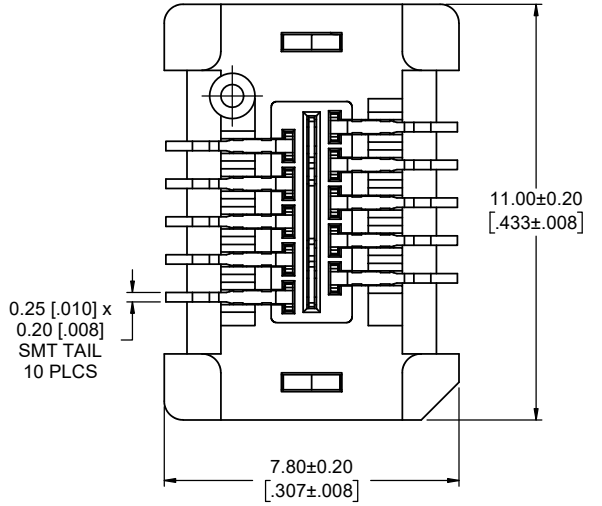
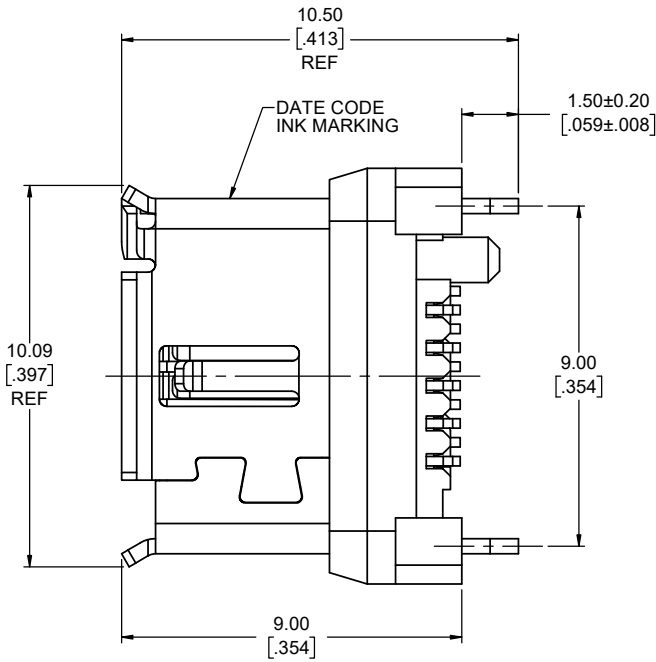
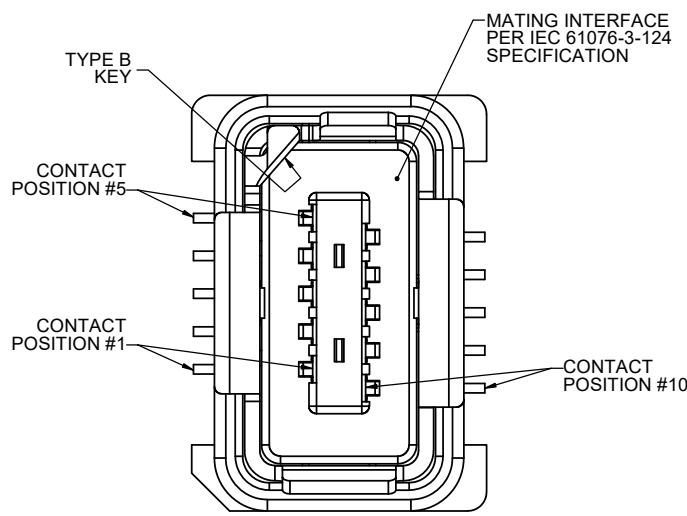
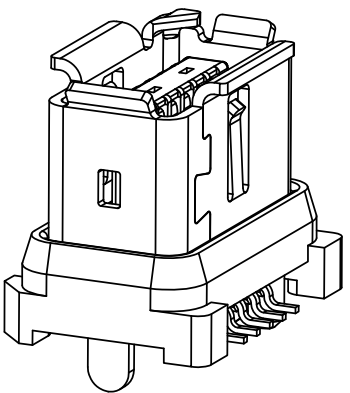
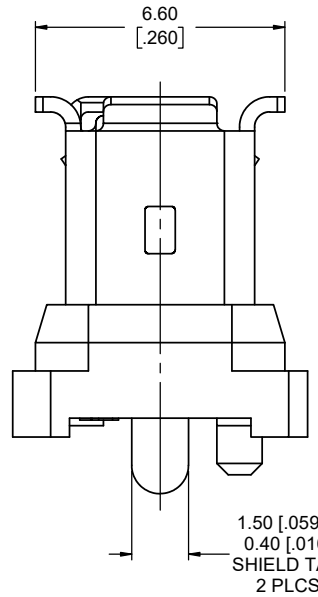


REVISIONS			
REV	DESCRIPTION, ECN, EAR NO.	DATE	APP'D
C	PRODUCT DRAWING (EAR 14869)	SEP29/20	K.L.
D	PRODUCT DRAWING (EAR 14912)	DEC2/20	K.L.



ORDERING CODE: ND9-BS2X-00

- SERIES, IX INDUSTRIAL I/O & Gbit APPLICATIONS
- TYPE B KEY
- SOCKET / RECEPTACLE
- VERTICAL
- PLATING FOR MATING AREA
 - 1 = GOLD FLASH
 - 2 = 0.20µm (8µ") GOLD
 - 3 = 0.76µm (30µ") GOLD
 - 4 = 1.27µm (50µ") GOLD
 - 7 = 0.76µm (30µ") PALLADIUM NICKEL WITH GOLD FLASH
- STANDARD



NOTES:

- MATERIAL: RoHS COMPLIANT PER EU DIRECTIVE 2011/65/EU AND AMENDMENTS.
 - SHIELD: STAINLESS STEEL, MATTE TIN OVER NICKEL PLATED.
 - INSERTS: HIGH TEMPERATURE RESISTANT ENGINEERING THERMOPLASTIC, GLASS REINFORCED, UL94V-0, BLACK
 - CONTACTS: COPPER ALLOY PLATED WITH GOLD OR PALLADIUM-NICKEL (SEE ORDERING CODE) OVER 1.27µm (50µ") MINIMUM NICKEL ON THE MATING AREA AND MATTE TIN ON THE SMT TAILS.
 - MID-PLATE: STAINLESS STEEL, NICKEL PLATED
- CONNECTORS ARE PROVIDED IN TAPE & REEL PACKAGING FOR PICK & PLACE PROCESSING AND ARE SUITABLE FOR IR REFLOW SOLDERING OF PIN IN PASTE SHIELD TAILS AND SURFACE MOUNT CONTACT TAILS.
- DESIGNED TO CONFORM TO REQUIREMENTS OF IEC 61076 PART 3-124 SPECIFICATION. THE TYPE B KEY FEATURE SHOWN IS INTENDED FOR NON-ETHERNET APPLICATIONS. IN SPECIAL SITUATIONS, THE TYPE B KEYED CONNECTORS, USED IN CONJUNCTION WITH TYPE A KEYED CONNECTORS, MAY BE USED AS A METHOD TO SEGREGATE OR CONTROL MATING PLUG INSTALLATIONS IN A COMPLEX ETHERNET APPLICATION.
- CURRENT RATING: 1.5 AMPERES, VOLTAGE RATING: 50V AC rms OR 60V DC
- OPERATING TEMPERATURE -55° TO +105°C.
- DIELECTRIC WITHSTANDING VOLTAGE: 500V DC
- CONTACT RESISTANCE: 30 MILLIOHMS MAXIMUM.
- INSULATION RESISTANCE: 500 MEGOHMS MINIMUM.
- MATING & UNMATING FORCE: 25N (5.6 lbf) MAXIMUM.



UNLESS SPECIFIED OTHERWISE	DRAWN	B.COPPING	JUN7/19
PRIMARY UNITS MILLIMETERS	CHECKED	K.LAMBIE	JUN7/19
SECONDARY INCHES	M.E. APP'D		
REFERENCE IN PARENTHESES	Q.A. APP'D		
GENERAL TOLERANCES	DWG APPR.		
1 DECIMAL PLACE	ENG. REL. NO.	EAR 14720	
2 DECIMAL PLACES ±0.15	REF.		
3 DECIMAL PLACES	THIRD ANGLE PROJECTION		
ANGULAR DEGREES	DO NOT SCALE DRAWING		

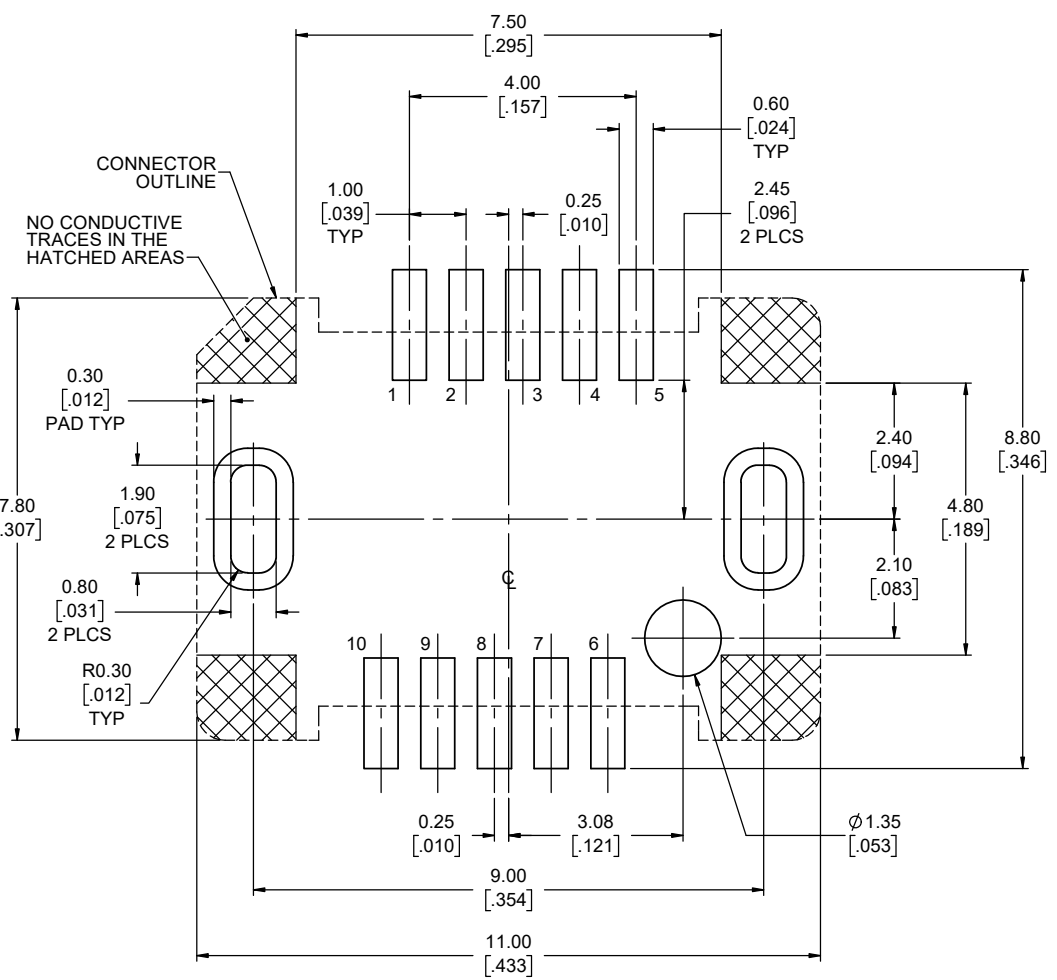
Amphenol Canada Corp.
Commercial Products

IX INDUSTRIAL CONNECTOR, 10 POSITION VERTICAL SMT TERMINATION, CAT 6A HIGH SPEED PERFORMANCE, TYPE B KEY, RoHS COMPLIANT

DWG. NO. **P-ND9-BS2X-00** REV **D**

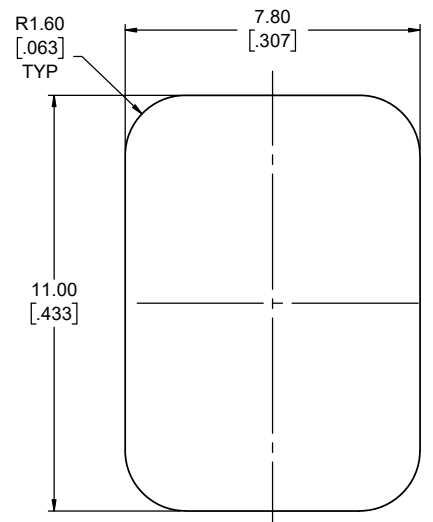
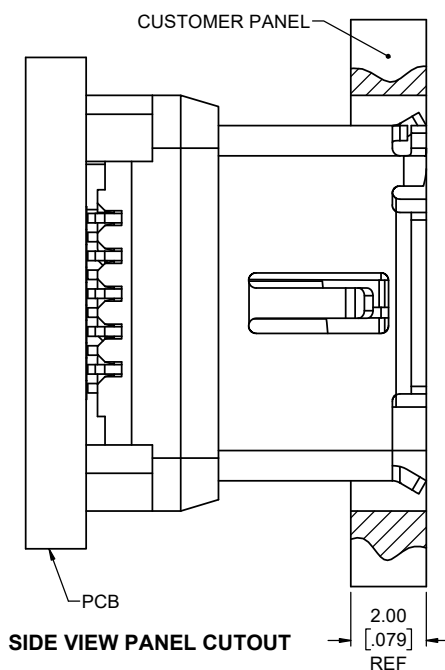
CODE ID NO. 03554 DWG SIZE: X SCALE: 10:1 SHEET 1 OF 2

REVISIONS			
REV	DESCRIPTION, ECN, EAR NO.	DATE	APP'D
C	PRODUCT DRAWING (EAR 14869)	SEP29/20	K.L.
D	PRODUCT DRAWING (EAR 14912)	DEC2/20	K.L.



RECOMMENDED PCB LAYOUT
 COMPONENT SIDE OF BOARD
 SCALE 15:1
 GENERAL TOLERANCE ±0.05mm
 FOR THIS VIEW

LOCATE HOLES & PADS
 ⌀ 0.13 [.005] DIA
 POSITION DIMENSIONS
 ARE BASIC



CONNECTOR PIN ASSIGNMENT (IF USED FOR ETHERNET)		
POSITION NUMBER	PIN ASSIGNMENT 10 OR 100 Mbit/S ETHERNET	PIN ASSIGNMENT 1, 2.5, 5 OR 10 Gbit/S ETHERNET
1	TX +	BI_DA +
2	TX -	BI_DA -
3	NOT USED	GND
4	NOT USED	BI_DC +
5	NOT USED	BI_DC -
6	RX +	BI_DB +
7	RX -	BI_DB -
8	NOT USED	GND
9	NOT USED	BI_DD +
10	NOT USED	BI_DD -



UNLESS SPECIFIED OTHERWISE	DRAWN	B.COPPING	JUN7/19
PRIMARY UNITS MILLIMETERS	CHECKED	K.LAMBIE	JUN7/19
SECONDARY INCHES	M.E. APP'D		
REFERENCE IN PARENTHESES	Q.A. APP'D		
GENERAL TOLERANCES	DWG APPR.		
1 DECIMAL PLACE	ENG. REL. NO.	EAR 14720	
2 DECIMAL PLACES ±0.15	REF.		
3 DECIMAL PLACES	THIRD ANGLE PROJECTION		
ANGULAR DEGREES	DO NOT SCALE DRAWING		

Amphenol Canada Corp.
 Commercial Products

**IX INDUSTRIAL CONNECTOR, 10
 POSITION VERTICAL TERMINATION,
 CAT 6A HIGH SPEED PERFORMANCE,
 TYPE B KEY, RoHS COMPLIANT**

DWG. NO. **P-ND9-BS2X-00** REV **D**

CODE ID NO. 03554 DWG SIZE: X SCALE: 10:1 SHEET 2 OF 2