

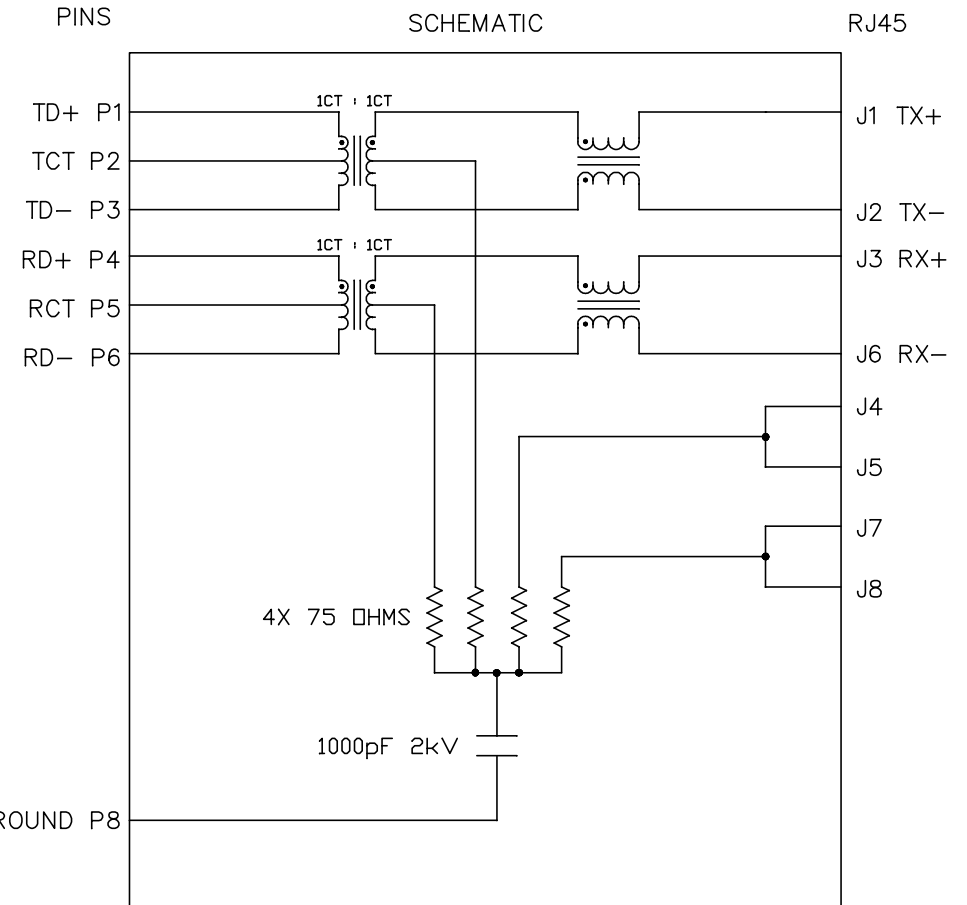
THE INFORMATION CONTAINED HEREIN IS CONSIDERED "PROPRIETARY" TO BEL FUSE INC. AND SHALL NOT BE COPIED, REPRODUCED OR DISCLOSED WITHOUT THE WRITTEN APPROVAL OF BEL FUSE INC.

RoHS  
2002/95/EC



## ELECTRICAL CHARACTERISTICS @ 25°C

- 1.0 INDUCTANCE: (P6-P4) : 350uH MIN. @ 0.1V, 100KHz, 8mA DC BIAS  
(P3-P1) : 350uH MIN. @ 0.1V, 100KHz, 8mA DC BIAS
- 2.0 TURNS RATIO: (P6-P4):(J6-J3) : 1CT : 1CT ± 3%  
(P3-P1):(J2-J1) : 1CT : 1CT ± 3%
- 3.0 DC RESISTANCE: (J6-J3)=(J2-J1) : 1.5 OHMS MAX.
- 4.0 INSERTION LOSS: 100kHz TO 100MHz : -1.1dB TYP.
- 5.0 RETURN LOSS: 100 OHMS SOURCE APPLIED TO J-PINS  
1MHz TO 30MHz : -18dB MIN.  
60MHz TO 80MHz : -12dB MIN.  
NOTE: 100 OHMS CONNECTED TO (P6-P4) OR (P1-P3)
- 6.0 CROSS TALK: 1MHz TO 100MHz : -40dB TYP.
- 7.0 COMMON TO COMMON MODE ATTENUATION: 30MHz TO 100MHz : -35dB TYP.
- 8.0 RISE TIME: OUTPUT VOLTAGE=1 V PEAK : 3.0 nS MAX  
PULSE WIDTH=112ns : 3.0 nS MAX
- 9.0 VOLTAGE WITHSTAND: (J1,J2) TO (P1,P3) : 1500Vrms  
(J3,J6) TO (P4,P6) : 1500Vrms
- 10.0 OPERATING TEMPERATURE RANGE: -40°C TO 85°C

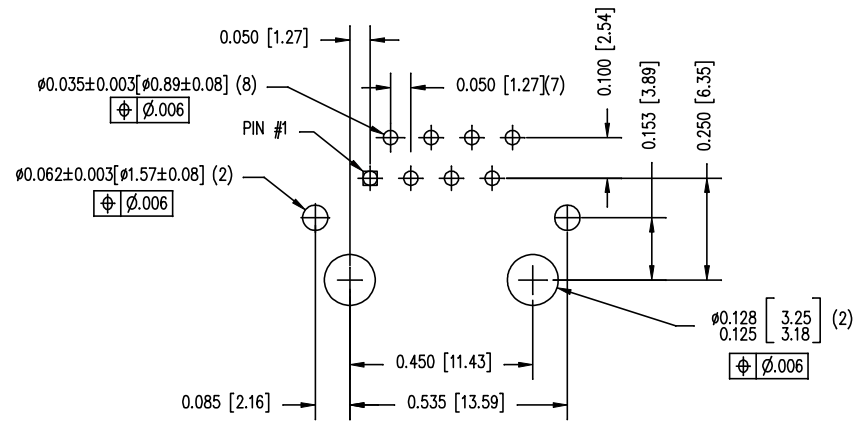


NOTES: 1.0 PINS WITHOUT ELECTRICAL CONNECTION ARE OMITTED.

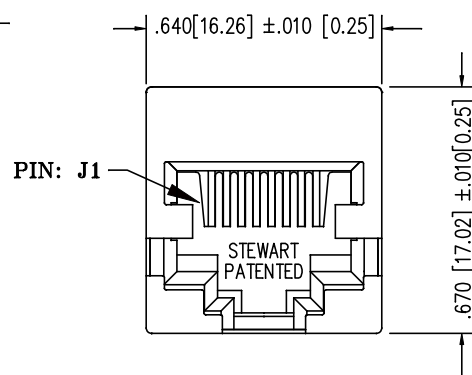
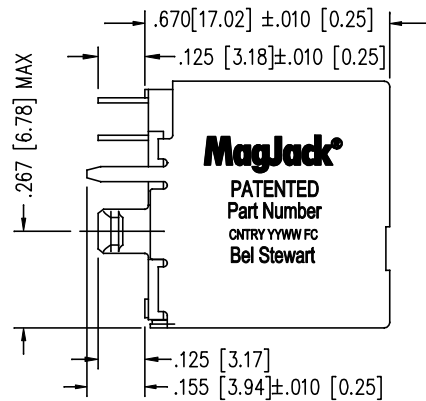
ORIGINATED BY X.B Wei	DATE 05-27-10	TITLE <b>MagJack®</b> 10/100BT, VERTICAL, SHIELDED PATENTED	PART NO. / DRAWING NO. SI-16003-F	STANDARD DIM. TOL. IN INCH .X .XX .XXX ±0.005	[ ] METRIC DIM. AS REFERENCE UNIT : INCH [mm] SCALE : N/A 	REV. : A1 SIZE : A4 PAGE : 2	<b>bel</b> COMPONENTS FOR A CONNECTED PLANET
DRAWN BY RS Zhang	DATE 05-27-10		FILE NAME SI-16003-F.DWG				

THE INFORMATION CONTAINED HEREIN IS CONSIDERED "PROPRIETARY" TO BEL FUSE INC. AND SHALL NOT BE COPIED, REPRODUCED OR DISCLOSED WITHOUT THE WRITTEN APPROVAL OF BEL FUSE INC.

RoHS  
2002/95/EC



P.C.B. RECOMMENDED HOLE LAYOUT  
SEEN FROM COMPONENT SIDE  
ALL CENTERLINE DIMENSIONS ARE BASIC



NOTES:

- CONNECTOR MATERIALS:  
HOUSING: THERMOPLASTIC UL94 V-0  
CONTACT/SHIELD: COPPER ALLOY  
SHIELD PLATING: NICKEL OR TIN  
CONTACT PLATING: SELECTIVE GOLD,  
50 MICRO-INCHES MIN. IN CONTACT AREA.
- PIN NOT ELECTRICALLY CONNECTED MAYBE OMITTED.  
SEE ELECTRICAL DRAWING FOR OMITTED PINS.
- TOLERANCES COMPLY WITH F.C.C. DIMENSION REQUIREMENTS.
- ALL TOLERANCES NOT OTHERWISE SPECIFIED TO BE ±.005 [0.13]
- REFLOW AND WAVE SOLDER COMPATIBLE -260°C FOR 10 SECONDS MAX.

ORIGINATED BY X.B Wei	DATE 05-27-10	TITLE <b>MagJack®</b> 10/100BT, VERTICAL, SHIELDED PATENTED	PART NO. / DRAWING NO. SI-16003-F	STANDARD DIM. TOL. IN INCH .X .XX .XXX ±0.005	[ ] METRIC DIM. AS REFERENCE UNIT : INCH [mm] SCALE : N/A 	REV. : A1 SIZE : A4 PAGE : 3	<b>bel</b> COMPONENTS FOR A CONNECTED PLANET
DRAWN BY RS Zhang	DATE 05-27-10		FILE NAME SI-16003-F.DWG				