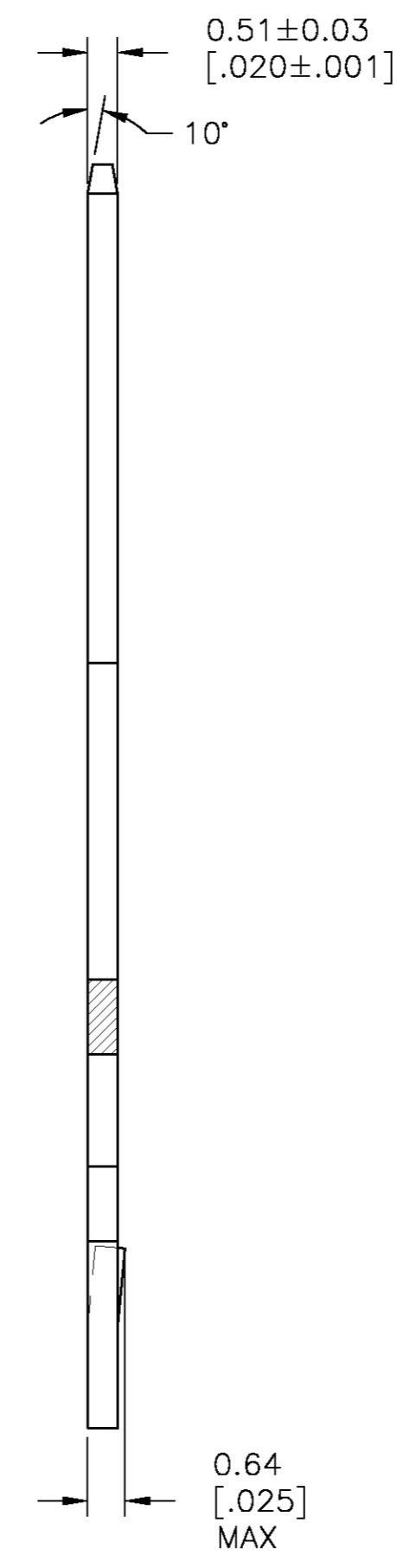
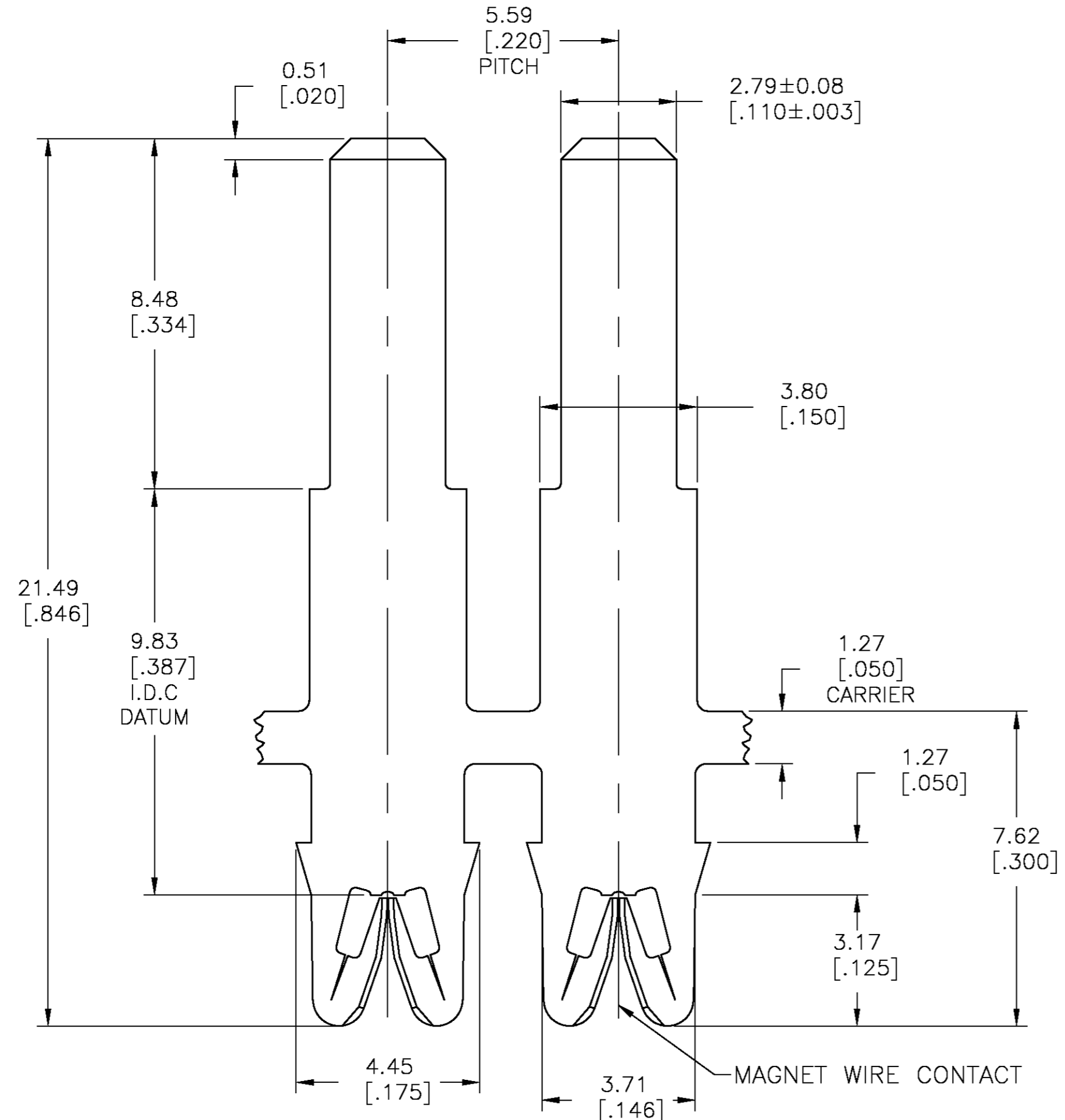
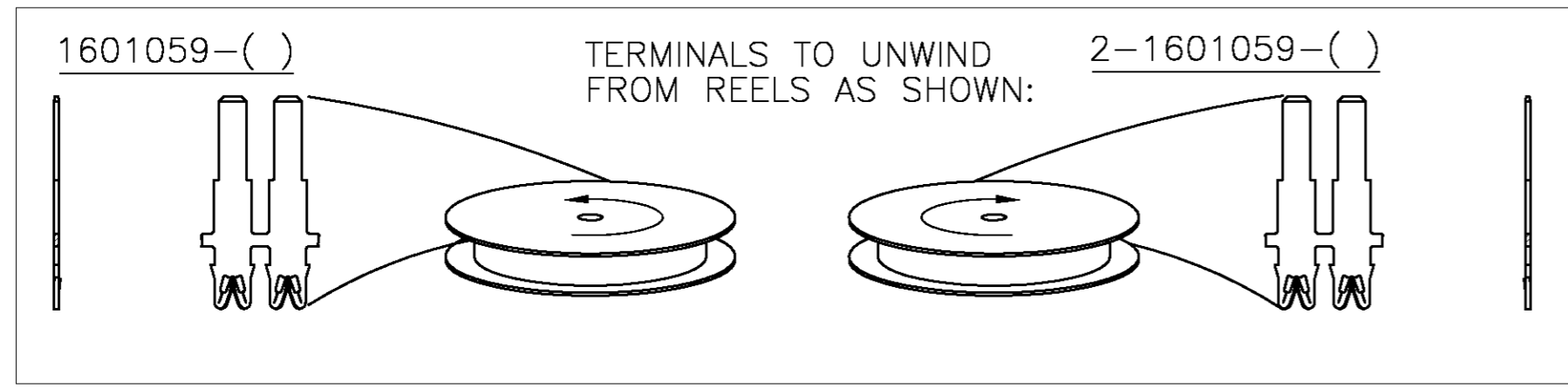
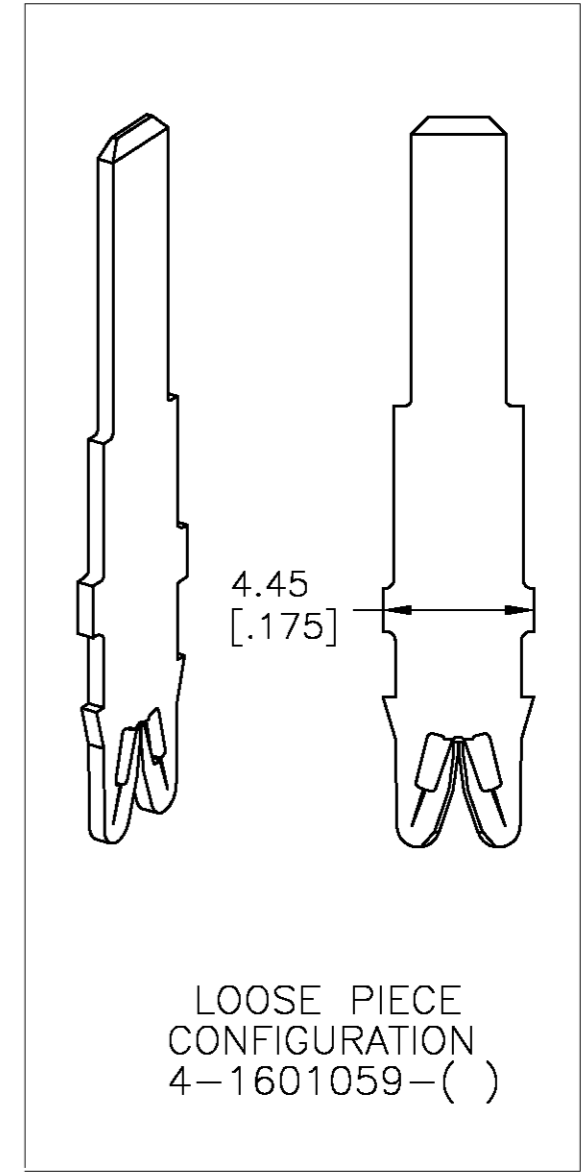


THIS DRAWING IS UNPUBLISHED. RELEASED FOR PUBLICATION
 © COPYRIGHT BY TYCO ELECTRONICS CORPORATION. ALL INTERNATIONAL RIGHTS RESERVED.

LOC	DIST	REVISIONS			
P	LTR	DESCRIPTION	DATE	DWN	APVD
	AF	50			
	D1	REVISED PER ECR-08-012905	02JUN08	HMR	GJ
	D2	REVISED PER -ECO-09-024606	28OCT09	KK	AEG



- SPECIFICATIONS:
MAGNET WIRE #18 - #34 AWG, 1.02MM(.040")-0.16MM(.006") DIA COPPER. OTHER SIZES MAY BE ACCOMMODATED, CONSULT TYCO ELECTRONICS FOR APPROVAL.
- POCKET RECOMMENDATION: #1601425
- TERMINAL APPLICATION TO COMPLY WITH TYCO ELECTRONICS SPECIFICATION 114-13166 FIGURE 8.
- OBSOLETE PARTS: OBSOLETE CIS STREAMLINING PER D.RENAUD/D.SINISI



4 OBSOLETE

-	-	-
-	-	-
Pre-Silver Plate over Nickel Underplate	031-125-025	4-1601059-2
Pre-Silver Plate over Nickel Underplate	131-126-025	2-1601059-2
Unplated	131-126-000	2-1601059-1
Pre-Silver Plate over Nickel Underplate	131-125-025	1601059-2
Finish	Reference P/N	TE Part Number

THIS DRAWING IS A CONTROLLED DOCUMENT.

DIMENSIONS: mm [INCHES]	TOLERANCES UNLESS OTHERWISE SPECIFIED: 0 PLC ± - 1 PLC ± 0.25 [.010] 2 PLC ± 0.13 [.005] 3 PLC ± - 4 PLC ± - ANGLES ± 2°	DWN J.WELLER 11JAN2002 CHK M.FEHER 11JAN2002 APVD K.RANDOLPH 11JAN2002	Tyco Electronics Corporation Harrisburg, PA 17105-3608
MATERIAL BRASS, SPRING HARD	FINISH SEE TABLE	PRODUCT SPEC 108-2085 APPLICATION SPEC 3	NAME STANDARD RANGE WIRE TO .110 X .020 BARB SIAMEZE TERMINAL
CUSTOMER DRAWING		WEIGHT -	SIZE A2
		SCALE 9:1	DRAWING NO C=1601059
		SHEET 1 of 1	RESTRICTED TO -
		REV D2	