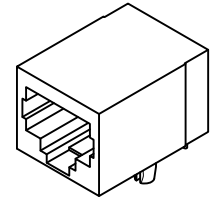
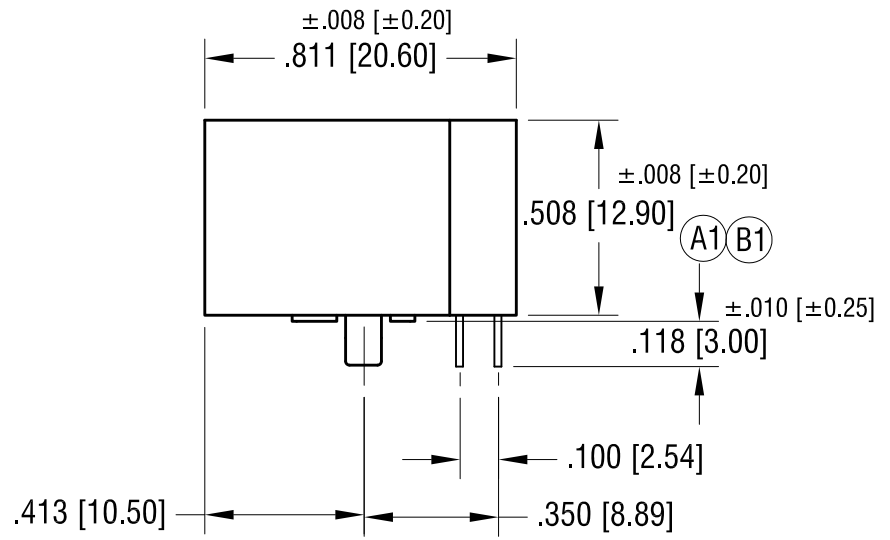
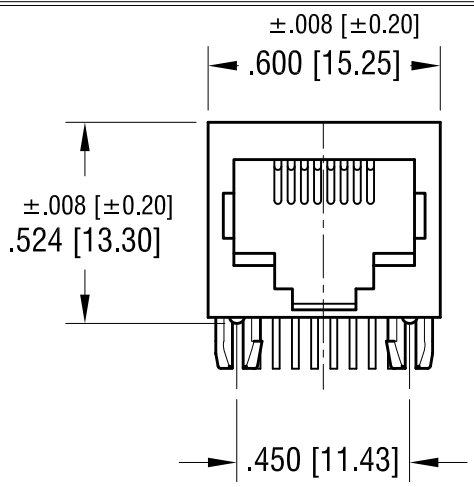
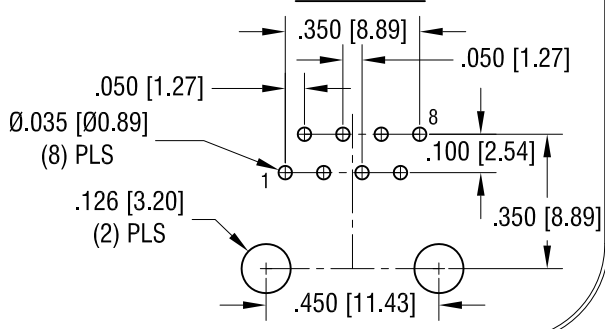


THIS DOCUMENT IS THE PROPERTY OF KEYSTONE ELECTRONICS CORP. AND SHALL NOT BE REPRODUCED, DISTRIBUTED OR USED AS A BASIS FOR MANUFACTURE WITHOUT PRIOR WRITTEN PERMISSION FROM KEYSTONE ELECTRONICS CORP.

**ACTUAL SIZE**



**PCB LAYOUT**



**NOTE:**

1. PLASTIC HOUSING:  
MAT'L- PBT  
RATED UL 94V-0, COLOR- BLACK
2. CONTACT: MAT'L PHOSPHOR BRONZE Ø.018 [Ø0.46]  
FINISH- GOLD PLATE, OVER NICKEL ON CONTACT  
TIN, OVER COPPER ON SOLDER TAILS
3. DIELECTRIC WITHSTANDING VOLTAGE:  
1000 VAC FOR 1 MIN.
4. STORAGE TEMPERATURE:  
-40°F (-40°C) TO +176°F (+85°C)  
OPERATION TEMPERATURE:  
-4°F (-20°C) TO 167°F (+75°C)
5. VOLTAGE RATING: 125 VAC Rms.  
CURRENT RATING- 1.5 Amps  
CONTACT RESISTANCE- 30 mΩ MAX.  
INSULATION RESISTANCE- 500 MΩ MIN. @500 VDC  
DIELECTRIC STRENGTH: 1000 Vac Rms 60Hz. 1Min.

2.08.21	(B1) WAS .126 [3.20] UPDATED PER NEW TOOLING CHANGE AS PER ECN 21-014	B
12.23.20	(A1) WAS MEASURED FORM BOTTOM CHANGE AS PER ECN 20-098	A
DATE	DESCRIPTION	REV.

<b>KEYSTONE ELECTRONICS CORP.</b>			
www.keyelco.com • NEW HYDE PARK, NY 11040 • Tel (516) 328-7500			
PART NAME MODULAR KEYSTONE JACK, 8P8C			
MATERIAL AS NOTED			
FINISH AS NOTED		DRN BY NT	DATE 4.13.15
		APP'D RH	SCALE 2X
TOLERANCES INCH [MM] DECIMAL ± .005 [± 0.13 ] ANGULAR ± 1° UNLESS OTHERWISE SPECIFIED	CODE C	DWG NO. <b>948</b>	