

EZ-BLE MODULE PROGRAMMING KIT

CYBLE-212006-PROG



The EZ-BLE Module Programming Kit (CYBLE-212006-PROG) enables you to easily program the following EZ-BLE PSoC modules prior to manufacturing: CYBLE-212006-01 and CYBLE-202007-01.

This programming kit is designed to be used with CY8CKIT-042-BLE, CY8CKIT-002 or MPQ-PSoC. The life time of the socket used in this programming kit is 50,000 insertions.

For more information, visit:

www.cypress.com/EZ-BLEModule - EZ-BLE Module home pages

www.cypress.com/EZ-BLEEval - EZ-BLE PRoC Evaluation Board kit page

www.cypress.com/go/AN96841 - Getting started guide




Figure 1: Programming Kit – Top view





Figure 2: Programming Kit –Bottom View

Note: To use the CYBLE-212006-PROG, it is recommended that one of the following items are purchased separately: MiniProg3 (CY8CKIT-002), BLE Pioneer Kit (CY8CKIT-042-BLE) or MPQ-PSoC (4-port In-system Programmer for Cypress from RPM)

EZ-BLE MODULE PROGRAMMING KIT

1: Connect the kit with one of the following three programming devices:

- a. BLE Pioneer kit (CY8CKIT-042-BLE)
- b. MiniProg3 (CY8CKIT-002)
- c. MPQ-PSoC (4-port In-system Programmer for Cypress from RPM)



a. Pioneer kit (CY8CKIT-042-BLE)

b. MiniProg3 (CY8CKIT-002)

c. MPQ-PSoC

Figure 3: Three Programming Options and Associated Devices

2: Put the BLE module in the socket (ensure that the BLE module is in the correct position of the socket, as shown below)



Figure 4: Module in the socket

3. Connect the programming devices with a USB cable to a computer that has been installed with PSoC Programmer (www.cypress.com/PSoCProgrammer), PSoC Creator (www.cypress.com/PSoCCreator) or MPManager (www.rpmsys.com/MPManager.zip)
4. Run the programming software to program the targeted BLE modules with your selected firmware.

Visit www.cypress.com/support for technical support.