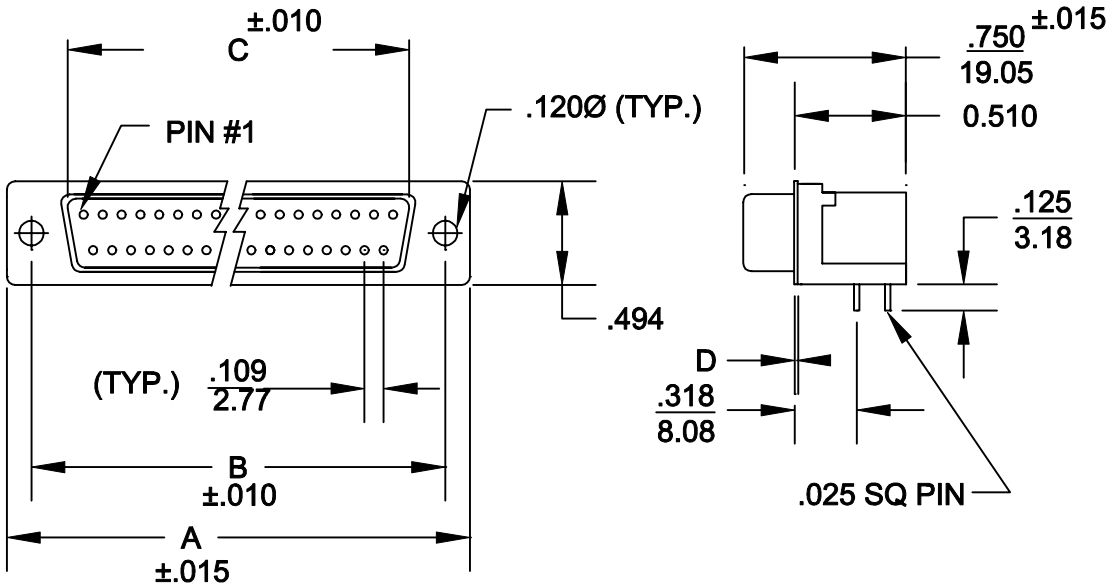
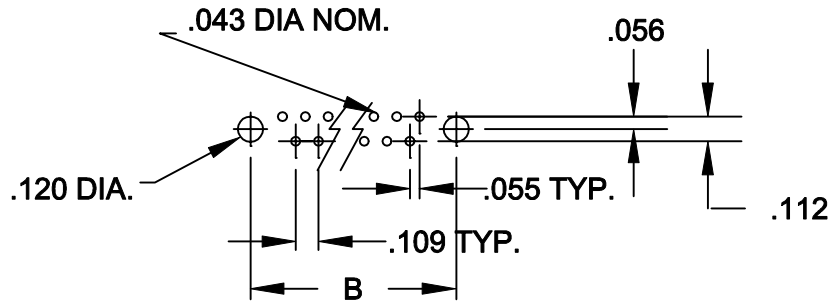


DESCRIPTION: R/A .318" MALE ECONOMY D-SUB



	A	B	C	D
9	1.213	.984	.666	.015
	30.81	24.99	16.92	0.38
15	1.541	1.312	.994	.015
	39.14	33.32	25.25	0.38
25	2.088	1.852	1.534	.015
	53.04	47.04	38.96	0.38
37	2.729	2.500	2.181	.015
	69.32	63.50	57.30	0.38



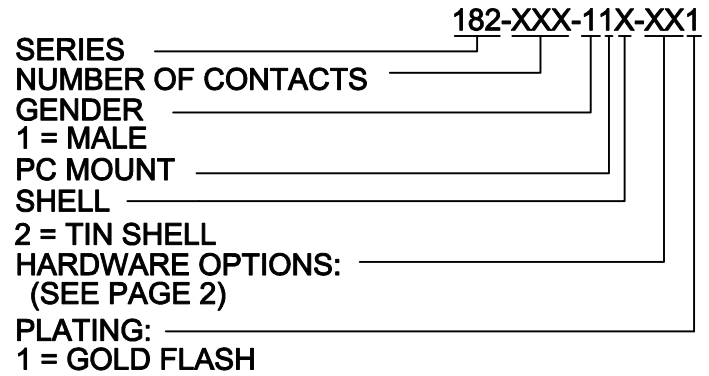
SPECIFICATIONS:

MATERIALS:

- SHELL: STEEL, TIN PLATED
- INSULATOR: UL 94V-0 RATED BLACK
- GLASS-FILLED POLYESTER - UL 94V-0
- CONTACTS: BRASS OR PHOSPHOR BRONZE

ELECTRICALS:

- CURRENT RATING: 5 AMPS
- DIELECTRIC STRENGTH: 1000V AC RMS
- INSULATOR RESISTANCE: 1000 MOHMS MIN
- TEMPERATURE: -55°C TO +105°C



	THESE DRAWINGS AND SPECIFICATIONS ARE THE PROPERTY OF NorComp AND SHALL NOT BE REPRODUCED, COPIED OR USED AS THE BASIS FOR THE MANUFACTURE OF SALE OF APPARATUS WITHOUT WRITTEN PERMISSION.		DRAWN: <b>PAM JENKINS</b>	DATE: <b>9-24-98</b>
			CHECKED:	DATE:
<b>NorComp</b>	SCALE: 1:1	SHEET 1	OF 1	REV 10
	DWG NO. <b>182-XXX-11X-XX1</b>			

DESCRIPTION: R/A HARDWARE OPTIONS

	<p>0.141± .020</p> <p>METAL SHELL WITH INSIDE GROUND STRAP</p>	<p>METAL SHELL</p>	<p>METAL SHELL FORK BOARD LOCKS</p>
<p>.120" DIA. HOLE</p>	16	43	N/A
<p>4-40 FLUSH INSERT</p>	17	45	53 BOARD LOCKS IN HOLE
<p>4-40 HEX STANDOFF FEMALE SCREWLOCK</p>	18	48	56 BOARD LOCKS IN HOLE
<p>4-40 ROUND STANDOFF FEMALE SCREWLOCK</p>	N/A	N/A	N/A

	THESE DRAWINGS AND SPECIFICATIONS ARE THE PROPERTY OF NorComp AND SHALL NOT BE REPRODUCED, COPIED OR USED AS THE BASIS FOR THE MANUFACTURE OF SALE OF APPARATUS WITHOUT WRITTEN PERMISSION.		DRAWN: WAYNE ROBBINS	DATE: 8-23-98
			CHECKED: PAM JENKINS	DATE: 8-24-98
NorComp			SCALE:	SHEET 1 OF 1
			DWG NO. 182 HARDWARE	