



Electrical Specifications

RX Center Frequency: 2050 MHz
TX Center Frequency: 2250 MHz
Bandwidth: 100 MHz
Insertion Loss: 1.0 dB Max
Ripple in BW: 0.5 dB Min
Return Loss: 14 dB Min
RX Attenuation: >25 dB @ 2200~2300 MHz
TX Attenuation: >43 dB @ 2000~2100 MHz
In/Out Impedance: 50 Ω
Input Power: 2 W

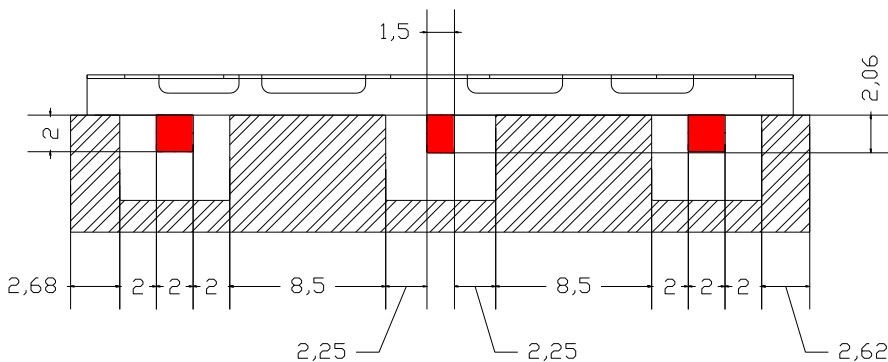
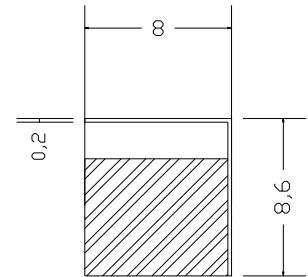
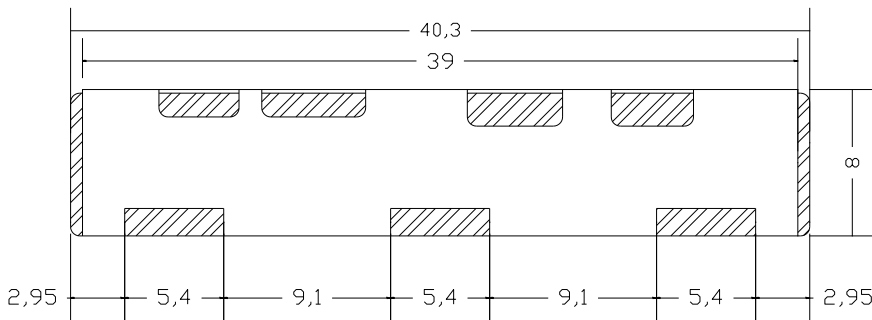
Mechanical

Mounting Method: SMT
Dimensions: 40.3 x 8 x 8 mm

Environmental

Operating Temperature: 0 to +50° C
Storage Temperature: -20 to +70° C

Outline Drawing:



Unit : mm
Tolerance : ±0.3

- : I / O PORT
- : GROUND



Foot Print:

