




AMP Universal Power

TE Internal #: 176272-2

Rectangular Power Connectors, Housing, Plug, Wire-to-Wire, 3 Position, 3.96 mm [.156 in] Centerline, Wire & Cable, UL 94V-0, AMP Universal Power

[View on TE.com >](#)

Connectors > Power Connectors > Rectangular Power > Rectangular Power Connectors



Rectangular Power Connector Type: **Housing**

Connector & Housing Type: **Plug**

Connector System: **Wire-to-Wire**

Number of Positions: **3**

Centerline (Pitch): **3.96 mm [.156 in]**

Features

Product Type Features

| | |
|-----------------------------------|--------------|
| Rectangular Power Connector Type | Housing |
| Connector & Housing Type | Plug |
| Connector System | Wire-to-Wire |
| Sealable | No |
| Connector & Contact Terminates To | Wire & Cable |

Configuration Features

| | |
|----------------------------|---|
| Number of Positions | 3 |
| Number of Power Positions | 0 |
| Number of Signal Positions | 0 |
| Number of Rows | 1 |

Electrical Characteristics

| | |
|-------------------|---------|
| Operating Voltage | 300 VAC |
|-------------------|---------|

Contact Features

| | |
|----------------|--------|
| Contact Layout | Inline |
|----------------|--------|



| | |
|----------------------------------|------------|
| Contact Retention Within Housing | Without |
| Contact Type | Receptacle |

Termination Features

| | |
|------------------------------------|-------|
| Termination Method to Wire & Cable | Crimp |
|------------------------------------|-------|

Mechanical Attachment

| | |
|-------------------------|----------------------------|
| Strain Relief | Without |
| Mating Alignment Type | Polarization |
| Mating Retention | With |
| Mating Alignment | Without |
| Panel Mount Feature | Without |
| PCB Mount Retention | Without |
| Mating Retention Type | Latch |
| Connector Mounting Type | Cable Mount (Free-Hanging) |

Housing Features

| | |
|--------------------|-------------------|
| Centerline (Pitch) | 3.96 mm [.156 in] |
| Housing Color | Red |
| Housing Material | Nylon 6/6 |

Dimensions

| | |
|------------------|----------|
| Connector Height | 9.65 mm |
| Product Length | 13.02 mm |

Usage Conditions

| | |
|-----------------------------|-----------------------------|
| Operating Temperature Range | -30 – 105 °C [-22 – 221 °F] |
|-----------------------------|-----------------------------|

Operation/Application

| | |
|---------------------|----------------|
| Circuit Application | Power & Signal |
|---------------------|----------------|

Industry Standards

| | |
|------------------------|-------------------------------|
| UL Flammability Rating | UL 94V-0 |
| Glow Wire Rating | Standard Part - Not Glow Wire |

Packaging Features

| | |
|--------------------|------|
| Packaging Quantity | 1000 |
| Packaging Method | Bag |



Product Compliance

[For compliance documentation, visit the product page on TE.com>](#)



| | |
|---|--|
| EU RoHS Directive 2011/65/EU | Compliant |
| EU ELV Directive 2000/53/EC | Compliant |
| China RoHS 2 Directive MIIT Order No 32, 2016 | No Restricted Materials Above Threshold |
| EU REACH Regulation (EC) No. 1907/2006 | Current ECHA Candidate List: JUNE 2023 (235) Candidate List Declared Against: JAN 2023 (233) Does not contain REACH SVHC |
| Halogen Content | BFR/CFR/PVC Free, but Br/Cl >900 ppm in other sources. |
| Solder Process Capability | Not applicable for solder process capability |

Product Compliance Disclaimer

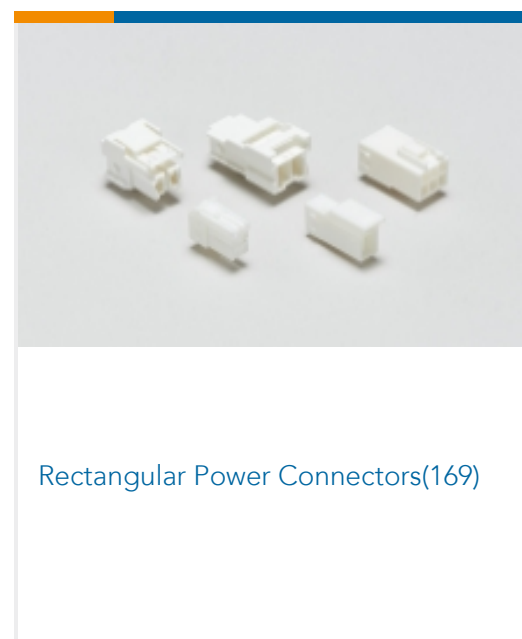
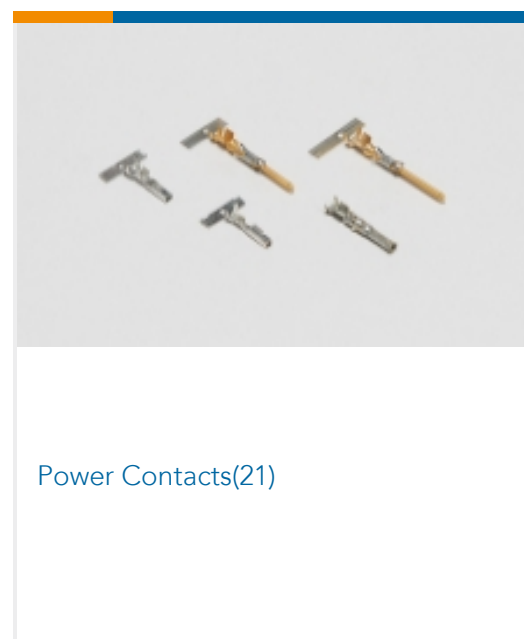
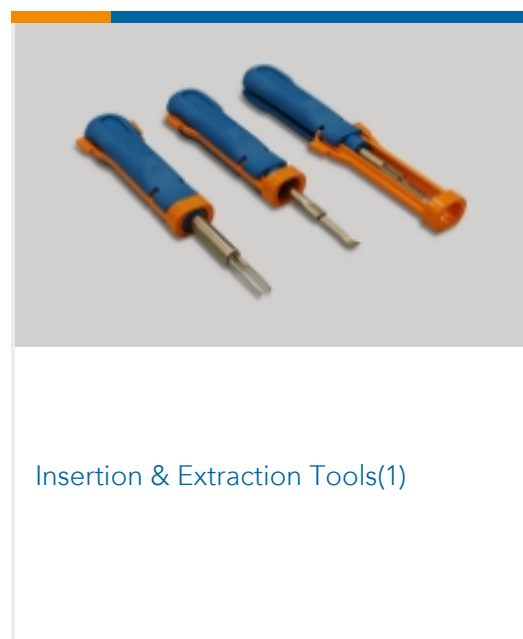

This information is provided based on reasonable inquiry of our suppliers and represents our current actual knowledge based on the information they provided. This information is subject to change. The part numbers that TE has identified as EU RoHS compliant have a maximum concentration of 0.1% by weight in homogenous materials for lead, hexavalent chromium, mercury, PBB, PBDE, DBP, BBP, DEHP, DIBP, and 0.01% for cadmium, or qualify for an exemption to these limits as defined in the Annexes of Directive 2011/65/EU (RoHS2). Finished electrical and electronic equipment products will be CE marked as required by Directive 2011/65/EU. Components may not be CE marked. Additionally, the part numbers that TE has identified as EU ELV compliant have a maximum concentration of 0.1% by weight in homogenous materials for lead, hexavalent chromium, and mercury, and 0.01% for cadmium, or qualify for an exemption to these limits as defined in the Annexes of Directive 2000/53/EC (ELV). Regarding the REACH Regulation, the information TE provides on SVHC in articles for this part number is based on the latest European Chemicals Agency (ECHA) 'Guidance on requirements for substances in articles' posted at this URL: <https://echa.europa.eu/guidance-documents/guidance-on-reach>

Compatible Parts

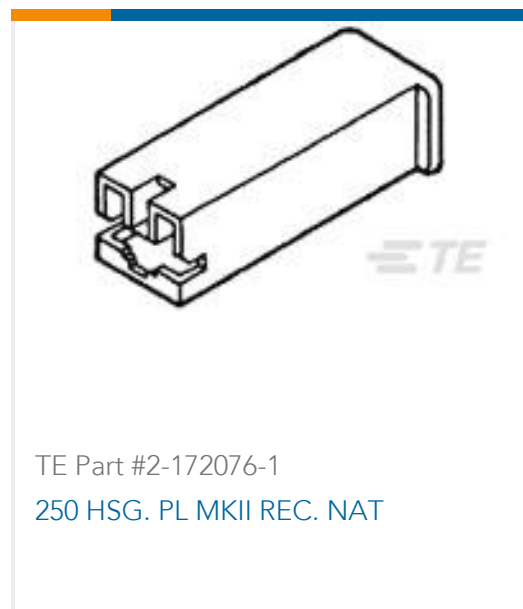
| | | | |
|---|--|---|---|
|  TE Part # 178496-1 UNIV. POWER HDR H ASSY 3P NAT. |  TE Part # 175156-2 U/P REC CONT L/P |  TE Part # 176976-1 AMP UNIVERSAL POWER PLG 3C PCB |  TE Part # 175155-1 UNIV POWER REC CONT L/P |
|  TE Part # 176283-1 AMP UNIVERSA POWR CAP 3P |  TE Part # 175151-1 AMP UNIVERSAL POWER REC CONT. |  TE Part # 175152-1 UNIVERSAL POWER REC |  TE Part # 175151-2 AMP UNIVE. POWER CONN REC CONT |



Also in the Series | AMP Universal Power



Customers Also Bought





Documents

Product Drawings

AMP UNIVERSAL POWER PLUG 3P

English

CAD Files

3D PDF

3D

Customer View Model

[ENG_CVM_CVM_176272-2_G.2d_dxf.zip](#)

English

Customer View Model

[ENG_CVM_CVM_176272-2_G.3d_igs.zip](#)

English

Customer View Model

[ENG_CVM_CVM_176272-2_G.3d_stp.zip](#)

English

3D PDF

English

Customer View Model

[ENG_CVM_176272-2_B.2d_dxf.zip](#)

English

Customer View Model

[ENG_CVM_176272-2_B.3d_igs.zip](#)

English

Customer View Model

[ENG_CVM_176272-2_B.3d_stp.zip](#)

English

By downloading the CAD file I accept and agree to the [Terms and Conditions](#) of use.

Product Specifications

Crimping of Universal Power Contact

English

Product Specification

Japanese

AMP Universal Power Connector



Japanese

Instruction Sheets

AMP UNIVERSAL POWER CONNECTOR SERIES

English

Instruction Sheet (non U.S.)

English

Agency Approvals

UL Report

English