

TOLERANCE EQ1
PCB LAYOUT
(BOTTOM VIEW)

No.	PART NAME	MATERIAL	QTY	PLATED/COLOR	PART NO.
1	No.1 EARTH	CS191RH-1±0.3	1	SEE TABLE	RSJ-3550H-XX-020-NL
2	No.2 BREAKT	C2880RH-1±0.4	1	SEE TABLE	RSJ-3550H-XX-130-NL
3	No.3 TIP	CS210RH-1±0.3	1	SEE TABLE	RSJ-3550H-XX-020-NL
4	No.4 RING	CS191RH-1±0.3	1	SEE TABLE	RSJ-3550H-XX-030-NL
5	BODY	PBT RHHS	1	BLACK	PBT# 141003

TABLE D : Parts of Product

ECN#	DATE	SYM

REVISION RECORD

AUTH	BY	ANG.

DEC. MILLIMETERS	SCALE	TITLE
N/A	N/A	3.5mm audio jack, hi temp, RoHS Compliant



NOTES: ALL DIMS ARE IN MM



Research Develop Innovate

RDI Inc. 333 North Bedford Road, Suite 135, Mount Kisco, NY 10549

- RDI P/N :
RSJ-3550H-XX-XXX-NL
1 2 3 4
1) SERIES PART NO.
2) PLATING TABLE C (a1, 01)
3) CIRCUIT TABLE A PART NUMBER
4) ROHS COMPLIANT

NO.	PRODUCT NO.	TERMINAL
2	RSJ-3550H-a1-020-NL RSJ-3550H-a1-030-NL RSJ-3550H-a1-130-NL RSJ-3550H-a1-340-NL	Au : 0.04~0.06µm
1	RSJ-3550H-01-020-NL RSJ-3550H-01-030-NL RSJ-3550H-01-130-NL RSJ-3550H-01-340-NL	Sn-Cu: 3~4µm Ag : 0.3~1µm

TABLE C : Plating

NO.	PRODUCT NO.	HOUSING NO.	COLOR	REMARK
1	RSJ-3550H-01-XXX-NL	RSJ3550H-01-030-NL	BLACK	(RoHS Ftg. 94V-0)

TABLE B : Color of Housing

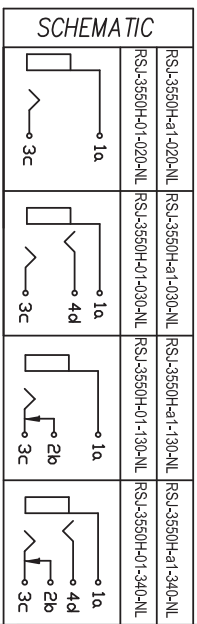


TABLE A : Circuit

THIS DOCUMENT IS OWNED BY, AND THE INFORMATION CONTAINED IN IT IS PROPRIETARY TO, RDI. BY RECEIPT HEREOF THE HOLDER AGREES NOT TO USE THE INFORMATION AND NOT TO DISCLOSE IT TO ANY THIRD PARTY, NOR REPRODUCE THIS DOCUMENT WITHOUT THE WRITTEN CONSENT OF RDI, AND AGREES TO RETURN THIS DOCUMENT UPON REQUEST.

5. ENVIRONMENTAL

5.1 LIFE TEST

THE LIFE TEST SHALL CONSIST OF 3000 CYCLES OF INSERTION AND WITHDRAWAL WITH GAUGE PLUG COVERED WITH A THIN COAT OF GREASE IN ORDER TO PREVENT FROM HEATING OR WEARING, AT A RATE OF 20 TO 30 CYCLES PER MINUTE UNDER NO LOAD, AT THE CONCLUSION OF THIS TEST, THE JACK SHALL COMPLY WITH PARAGRAPH 3 & 4, AND BE IN OPERATING CONDITION.

5.2 HUMIDITY TEST

THE 3.5Ø JACK SHALL BE SUBJECTED TO TEMPERATURE OF 40±2°C AND RELATIVE HUMIDITY OF 90% TO 95% FOR A PERIOD OF 96 HOURS.

UPON COMPLETION OF THE EXPOSURE, DEWDROPS SHALL BE BLOW OUT AND REMOVED FROM THE JACK, AFTER WHICH THE JACK SHALL BE CONDITIONED AT ROOM AMBIENT CONDITIONS FOR 30 MINUTES, AT THE CONCLUSION OF THIS TEST, THE 3.5Ø JACK SHALL COMPLY WITH PARAGRAPH 3 & 4.

5.3 HEAT TEST

THE 3.5Ø JACK SHALL BE SUBJECTED TO TEMPERATURE OF 70±2°C FOR A PERIOD OF 96 HOURS, THEN SHALL BE ALLOWED TO REMAIN IN ROOM AMBIENT CONDITIONS FOR 30 MINUTES, AT THE CONCLUSION OF THIS TEST, THE PIN JACK SHALL COMPLY WITH PARAGRAPH 3 & 4.

5.4 COLD TEST

THE 3.5Ø JACK SHALL BE SUBJECTED TO TEMPERATURE OF -40±3°C FOR A PERIOD OF 96 HOURS, THEN SHALL BE ALLOWED TO REMAIN IN ROOM AMBIENT CONDITIONS FOR 30 MINUTES, AT THE CONCLUSION OF THIS TEST, THE PIN JACK SHALL COMPLY WITH PARAGRAPH 3 & 4.

5.5 RESISTANCE TO SOLDERING HEAT TEST

THE JACK TERMINAL SHALL BE DIPPED IN SOLDER UNDER THE CONDITION AS SPECIFIED BELOW, AT THE CONCLUSION OF THIS TEST, THE 3.5Ø JACK SHALL COMPLY WITH PARAGRAPH 3 & 4, AND NOT SHOW REMARKABLE FAILURE.

5.5.1 THE TERMINAL FOR A PRINTED CIRCUIT BOARD.

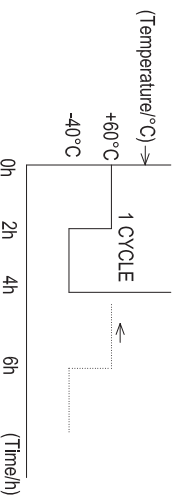
TEMPERATURE OF SOLDER: 260 ± 5°C; DIP TIME: 5 ± 1 SECONDS.

5.5.2 THE TERMINAL FOR A LEAD WIRE.

TEMPERATURE OF SOLDER: 350 ± 10°C; DIP TIME: 3 ± 0.5 SECONDS.

5.6 TEMPERATURE CYCLING TEST

THE JACK SHALL BE SUBJECTED TO THE CONDITIONS AS SHOW IN FIG AS FOLLOWS, AND THEN SHALL RETURNED AND ALLOWED TO REMAIN IN ROOM AMBIENT CONDITIONS FOR 30 MINUTES, AT THE CONCLUSION OF THIS TEST, THE PIN JACK SHALL COMPLY WITH PARAGRAPH 3 & 4.



5.7 SOLDERING TEST

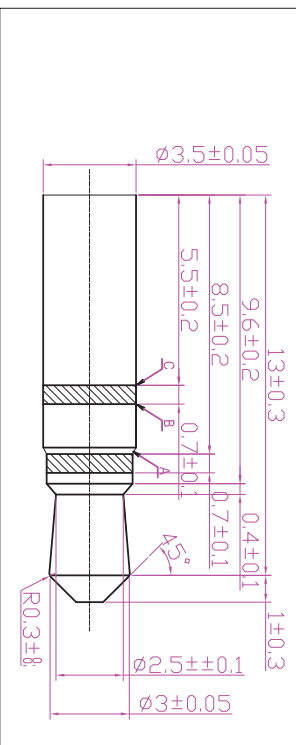
AREA OF SOLDERING SHALL BE CAPABLE OF 3/4 OR MORE OF DIP TERMINAL AREA.
CONDITION: TERMINAL OF SOLDER: 260 ± 5°C; TIME OF DIP: 5±0.5sec.
LENGTH OF DIP: 2 ± 0.5mm (FROM TOP OF TERMINAL)

6. OTHERS

WHEN THE AMENDMENT OF THIS SPECIFICATION COMES INTO NECESSITY, IT SHALL BE MADE BY THE MUTUAL CONSULTATION AND AGREEMENT BETWEEN MANUFACTURER AND CUSTOMER.

7. MATED PLUG

SURFACE ROUGHNESS: PEAK-TO-VALLEY HEIGHT OF 0.8 MICRON MAX.
FOR INSERTION AND DRAWING FORCE.
MATERIAL: STAINLESS STEEL;
FINISH: CHROMIUM PLATED.
FOR CONTACT RESISTANCE.
MATERIAL: BRASS;
FINISH: SILVER PLATED.



NOTES: ALL DIMS ARE IN mm

PROJECTION	
SCALE	N/A
TOLERANCE EXCEPT AS NOTED	
DEC. MILLIMETERS	N/A
ANG.	N/A
TITLE	3.5mm audio Jack, hi temp, RoHS Compliant
DR. DATE	Tina 05/05/12
REF.	P/N: RSJ-3550H-XX-XXX-NL
PRE-DRAWING NO.	4273
SIZE	A
REV.	3
SHEET	3



RDII Inc. 333 North Bedford Road, Suite 135, Mount Kisco, NY 10549

ECN#	DATE	SYM	REVISION RECORD	AUTH	BY	ANG.	
						N/A	

THIS DOCUMENT IS OWNED BY, AND THE INFORMATION CONTAINED IN IT IS PROPRIETARY TO, RDII. BY RECEIPT HEREOF THE HOLDER AGREES NOT TO USE THE INFORMATION AND NOT TO DISCLOSE IT TO ANY THIRD PARTY. NDR REPRODUCE THIS DOCUMENT WITHOUT THE WRITTEN CONSENT OF RDII, AND AGREES TO RETURN THIS DOCUMENT UPON REQUEST.