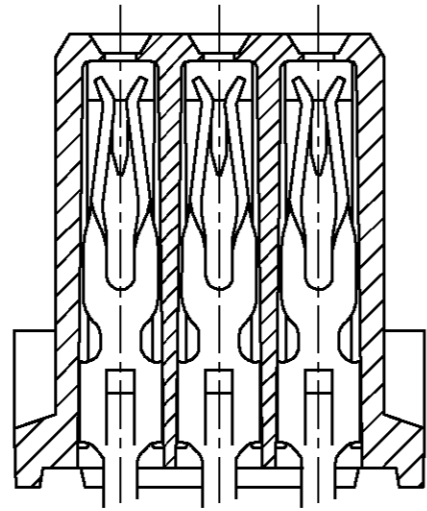


P.C.B. HOLE DIM. ACTION PIN

DRILLED HOLE	1,15 ±0,025	mm
FIN. HOLE	0,94 to 1,09	mm
AFTER REFLOW	0,91 to 1,09	mm
Cu-thks	0,025 to 0,075	mm
SnPb-thks	0,004 to 0,010	mm

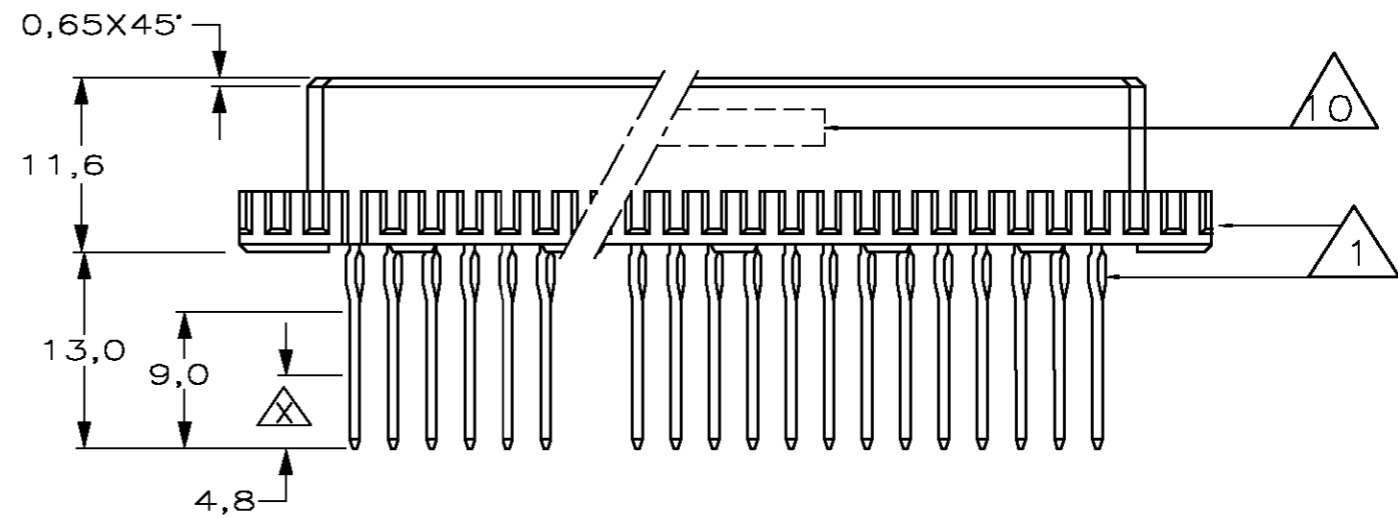
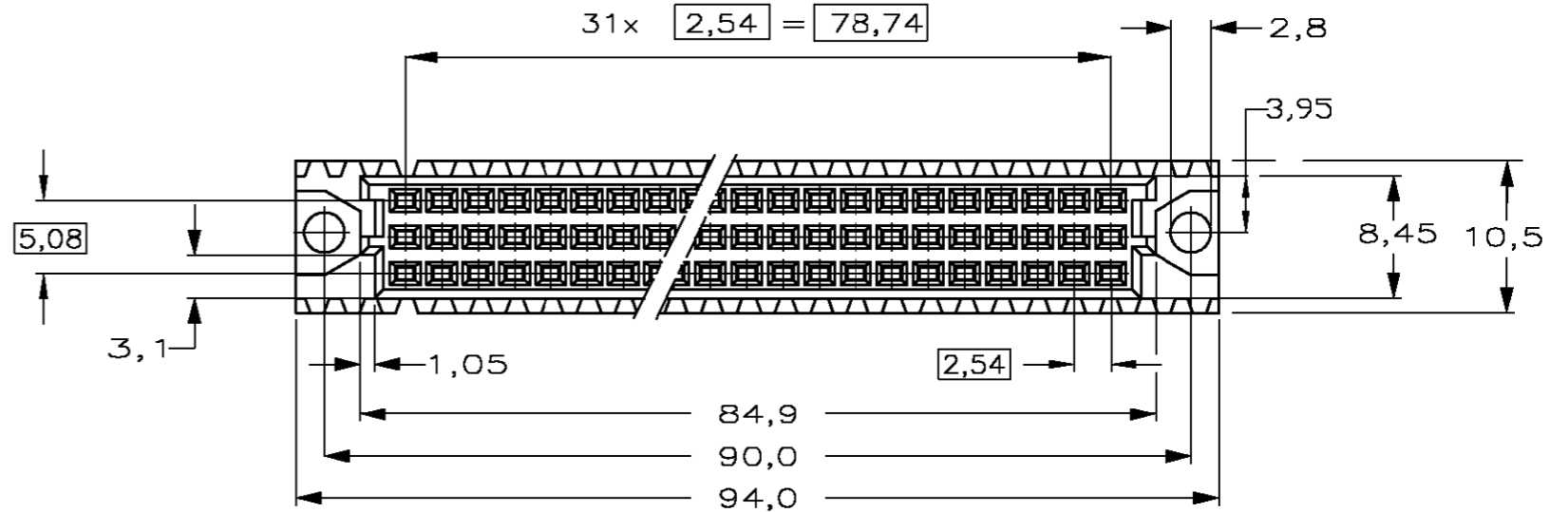
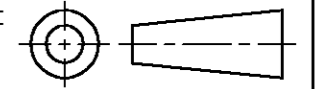


DO NOT SCALE

DIMENSIONS IN mm

METRIC

THIRD ANGLE
PROJECTION



NOTES:

- 1 CONNECTOR MEETS THE REQUIREMENTS ACC. IEC 603-2 AND DIN 41611, PART 2 AND 5.
- 2 MATERIAL CONTACT: COPPER ALLOY. MATERIAL HOUSING: GLASSFILLED THERM. POLYESTER.
- 3 AT CONTACT AREA Au OVER Ni PERFORMANCE LEVEL I ACC. IEC 603-2. REMAINDER TIN-LEAD.
- 4 AT CONTACT AREA Au OVER Ni PERFORMANCE LEVEL II ACC. IEC 603-2. REMAINDER TIN-LEAD.
- 5 AT CONTACT AREA AND AREA Δ Au OVER Ni PERFORMANCE LEVEL I AT ACTION-PIN AREA TIN-LEAD.
- 6 AT CONTACT AREA AND AREA Δ Au OVER Ni PERFORMANCE LEVEL II AT ACTION-PIN AREA TIN-LEAD.
- 7 AT CONTACT AREA AND AREA Δ Au OVER Ni PERFORMANCE LEVEL III AT ACTION-PIN AREA TIN-LEAD.
- 8 AT CONTACT AREA AND AREA Δ Au OVER Pd OVER Ni PERFORMANCE LEVEL II AT ACTION-PIN AREA TIN-LEAD.
- 9 AT CONTACT AREA AND AREA Δ Au OVER Pd OVER Ni PERFORMANCE LEVEL III AT ACTION-PIN AREA TIN-LEAD.
- 10 CONNECTOR PRINTED WITH PARTNUMBER AND DATECODE ON OUTSIDE OF MATING AREA OF ROW c.
- 11 OBSOLETE PARTS: OBSOLETE CIS STREAMLINING PER D.RENAUD/D.SINISI

ROW	c	XX
d	b	XX
d	a	XX
POS		31 30 29 28 27 26 25 24 23 22 21 20 19 18 17 16 15 14 13 12 11 10 9 8 7 6 5 4 3 2 1

AN ASTERISK „X” DENOTES A SIGNAL CONTACT.

OBSOLETE	9	2	7-215912-8
OBSOLETE	8	2	7-215912-4
OBSOLETE	7	2	1-215912-8
SUPERSEDED BY 1-148057-5	6	2	1-215912-4
11 OBSOLETE	5	2	1-215912-1
SUPERSEDED BY 5148057-5	4	2	215912-4
OBSOLETE	3	2	215912-1

				FINISH	MATERIAL	PARTNUMBER
H3	ECR-11-008320	RK	MKO	18NOV11	CUSTOMER DRAWING FOR REFERENCE ONLY WILL NOT BE UPDATED	
H2	ECR-10-024793	RK	MKO	14OCT11	© COPYRIGHT 20 - BY TE EC N.V. ALL INTERNATIONAL RIGHTS RESERVED. TE PRODUCTS MAY BE COVERED BY U.S. AND FOREIGN AND/OR PATENTS PENDING. THIS DRAWING IS UNPUBLISHED RELEASED FOR PUBLICATION .19	
H1	ECO-09-024717	KK	AEG	29DEC09	TE Connectivity	
H	SR10-0013-02	BC	BC	8 Jan '02	NAME 96 POS FEMALE CONN. ASS'Y ACC. IEC 603-2 WITH ACTION-PIN FOR 2,4-3,2mm P.C.BOARD THK'S	
F1	EH00-1209-00	RvH	R.F.	08-11-00	REV.LTR. H3 SHEET 1 OF 1 A3	
F	EH-0855-97	J.G.	J.G.	06-08-97	DWG.No. C-215912	
E	EH0268-94	R.v.L	J.v.G	19.04.94	DATE: _____	
LTR.	REVISION RECORD	DR.	CHK.	DATE	DATE: _____	
DR.:	Colpaert B.	CHK.:	Colpaert B.	APP.:	Colpaert B.	DATE: _____