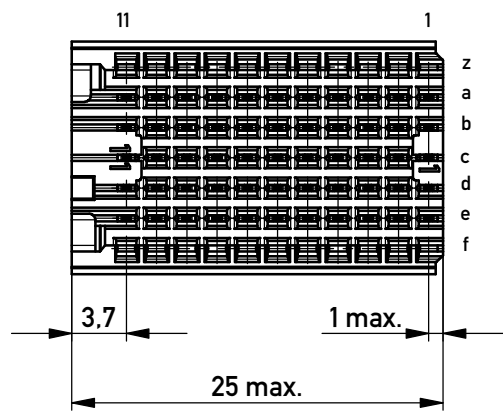
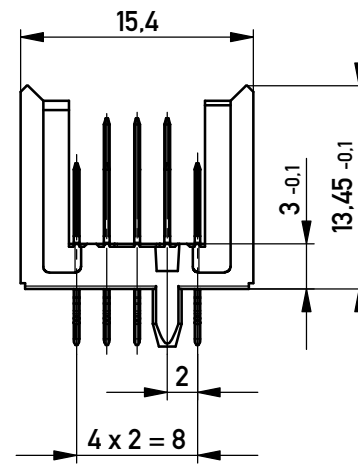
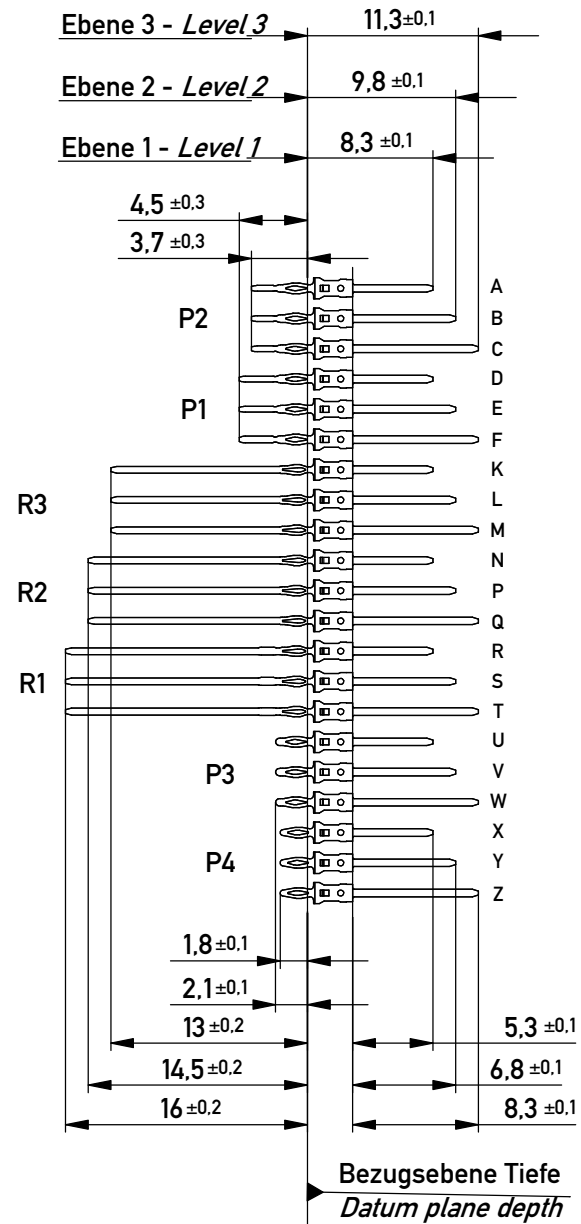
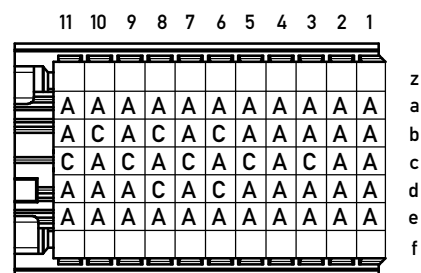


EN Zone für durchkontaktierte
Löcher $\varnothing 0,6 \pm 0,05$
compliant zone for thru
hole $\varnothing 0,6 \pm 0,05$

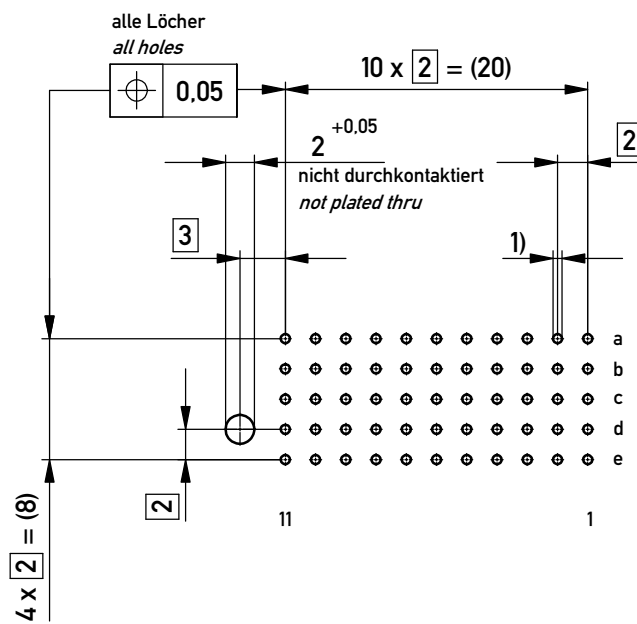


Bestückungsplan / contact layout



Lochbild für Leiterplatte
(Bestückungsseite)

board hole pattern
(component mounting side)



1) $\varnothing 0,6 \pm 0,05$ Durchmesser des metallisierten Loches
 $\varnothing 0,6 \pm 0,05$ Diameter of finished plated-through hole

Schichtaufbau im metallisierten Loch siehe Zeichnung 164062 Nr.1
Metal plating of plated-through hole according to 164062 No.1

Fehlende Maße und Angaben nach IEC 61076-4-101
Missing information and dimensions per IEC 61076-4-101

<p>Information: P2 Level 1, 3 siehe Bestückungsplan / see contact layout Anforderungsstufe 2 / class 2</p> <p>All rights reserved. Only for Information. To ensure that this is the latest version of this drawing, please contact one of the ERNI companies before using.</p> <p>Copyright by ERNI Production GmbH & Co. KG Proprietary notice pursuant to ISO 16016 to be observed.</p>	<p>Tolerances</p> <p>All Dimensions in mm</p>	<p>Scale 2:1</p>	<p>Designation</p> <p>ERmet Messerleiste C <i>ERmet Male Wide Type C</i></p>	<p>144693</p>	<p>I A3</p>
<p>c</p>	<p>27.02.2018</p>	<p>Date</p>	<p>Class</p>	<p>ERMC</p>	<p>I A3</p>