

CAB424RF: I-PEX MHF 4L LK PLUG + RP SMA STRAIGHT BULKHEAD JACK + 1.37MM CABLE, 6GHz

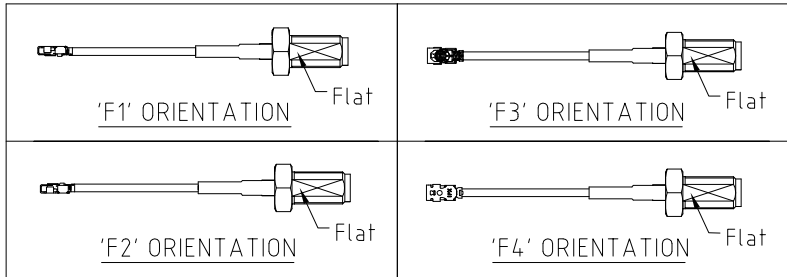
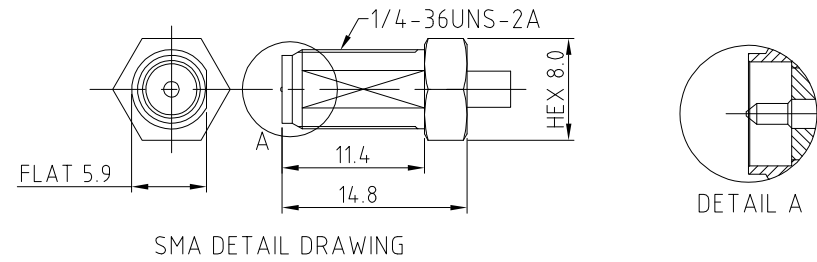
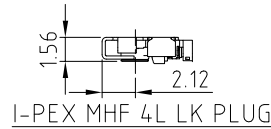
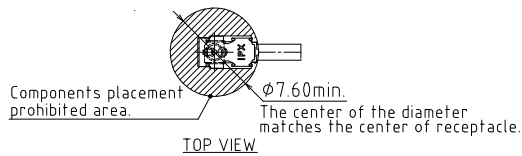
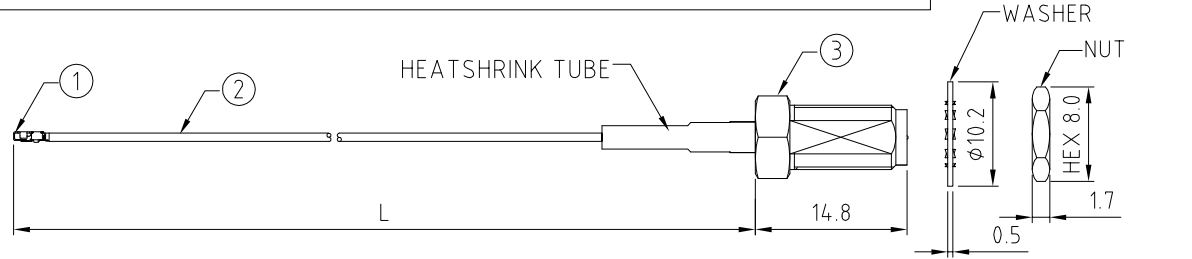
SPECIFICATIONS :

1. I-PEX MHF 4L LK PLUG, P/N:20632-001R-37.
LOCK: 3615-000
2. 1.37MM COAXIAL CABLE, COLOR: BLACK
3. RP SMA STRAIGHT BULKHEAD JACK, P/N: RFCT-SMA007-F37.

NOTES:

1. THE ORIENTATION OF CONNECTORS ON DRAWING IS FOR REFERENCE ONLY, IF THE ORDER IS LEFT BLANK THE CONNECTOR WILL NOT HAVE FIXED ORIENTATION.
2. FIXED ORIENTATION IS SUGGESTED FOR CABLE LENGTH 50MM TO 100MM. PLEASE SPECIFY THE FIXED ORIENTATIONS FROM THE ORDER CODE (F1, F2, ETC)
3. CONTACT GRADCONN IF THE ORIENTATION YOU REQUIRE IS NOT SHOWN.
4. WORKING FREQUENCY RANGE: DC-6GHz.
5. OPERATING TEMPERATURE: -40°C~+85°C.
6. IMPEDANCE: 50 Ohm.

USAGE PRECAUTIONS: CABLES USING 'MICRO' COAX ARE DELICATE:
 (i) HANDLE WITH CARE.
 (ii) DO NOT TWIST; APPLY EXCESSIVE FORCES OR SHARP BENDS TO THE CABLE. DO NOT FORCEFULLY DEFORM WIRES.
 (iii) CONSULT CONNECTOR MANUFACTURER'S DATASHEETS FOR DETAILED NOTES ON HANDLING INSTRUCTIONS.

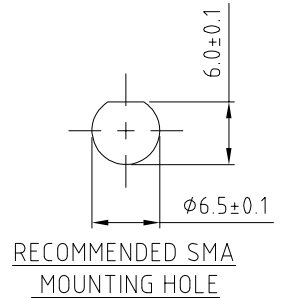


HOW TO ORDER

CAB424RF - X X X X - X X - X - 1

"L" LENGTH IN MM:
 eg: 100MM = 0100
 (MIN. 0050-MAX.0400)
 STANDARD = 0100, 0150, 0200)
 TOLERANCE: 50-200mm: ±5mm.
 201-400mm: ±7mm.

CABLE SIZE:
 1 = Ø1.37MM CABLE, COLOR: BLACK
 WASHER AND NUT OPTIONS:
 BLANK = SEPARATELY PACKED (STANDARD)
 A = ASSEMBLED WITH CONNECTOR
 ORIENTATION OPTIONS:
 BLANK = DOES NOT HAVE A FIXED ORIENTATION
 F1 = MHF CONNECTION DOWN (L=50-200MM)
 F2 = MHF CONNECTION UP (L=50-200MM)
 F3 = MHF CONNECTION AND D FLAT SAME ORIENTATION (L=50-200MM)
 F4 = MHF CONNECTION AND D FLAT OPPOSITE ORIENTATION (L=50-200MM)
 (SEE NOTES 1, 2, 3 AND DIAGRAMS FOR MORE INFORMATION)



REV. DATE & DRN
 TO 06/09/20 - NYW RELEASE
 11 05/05/21 - NYW
 AHEAD MHF 4L LK DRAWING.

Scale: NTS	THIRD ANGLE	Unstated: X, XX, XXX	Tolerances: N/A, N/A, N/A
Drawn: NYW		ANGLES	N/A
App'd: XXX	Title CABLE ASSEMBLY		
Date: 5 MAY '21	Revision: 1.1	Unit: mm	



Drawing Number: CAB424RF	
Sheet 1	of 1
Drawing ©	E and OE

THIS DRAWING IS CONFIDENTIAL AND MUST NOT BE COPIED OR DISCLOSED WITHOUT WRITTEN CONSENT