

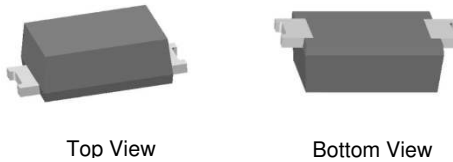
Features

- Flat Lead Package Design for Low Profile and High Power Dissipation
- **Totally Lead-Free & Fully RoHS Compliant (Notes 1 & 2)**
- **Halogen and Antimony Free. "Green" Device (Note 3)**
- **The DIODES™ BZT52HC5V6WFQ - BZT52HC30WFQ are suitable for automotive applications requiring specific change control; these parts are AEC-Q101 qualified, PPAP capable, and manufactured in IATF 16949 certified facilities. <https://www.diodes.com/quality/product-definitions/>**

Mechanical Data

- Package: SOD123F
- Package Material: Molded Plastic, "Green" Molding Compound. UL Flammability Classification Rating 94V-0
- Moisture Sensitivity: Level 1 per J-STD-020
- Terminal Connections: Cathode Band
- Terminals: Finish—Matte Tin Annealed over Copper Alloy Leadframe. Solderable per MIL-STD-202, Method 208 Ⓔ③
- Polarity: Cathode Band
- Weight: 0.015 grams (Approximate)

SOD123F (Type B)



Top View

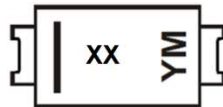
Bottom View

Ordering Information (Note 4)

Part Number	Package	Packing	
		Qty.	Carrier
(Type Number)-7	SOD123F (Type B)	3000	Tape & Reel

- Notes:
1. No purposely added lead. Fully EU Directive 2002/95/EC (RoHS), 2011/65/EU (RoHS 2) & 2015/863/EU (RoHS 3) compliant.
 2. See <https://www.diodes.com/quality/lead-free/> for more information about Diodes Incorporated's definitions of Halogen- and Antimony-free, "Green" and Lead-free.
 3. Halogen- and Antimony-free "Green" products are defined as those which contain <900ppm bromine, <900ppm chlorine (<1500ppm total Br + Cl) and <1000ppm antimony compounds.
 4. For packaging details, go to our website at <https://www.diodes.com/design/support/packaging/diodes-packaging/>.

Marking Information



XX = Product Type Marking Code
(See Electrical Characteristics Table)
YM = Date Code Marking
Y = Year (ex: J = 2022)
M = Month (ex: 9 = September)

Date Code Key

Year	2018	2022	2023	2024	2025	2026	2027	2028	2029	2030	2031
Code	F	J	K	L	M	N	O	P	R	S	T
Month	Jan	Feb	Mar	Apr	May	Jun	Jul	Aug	Sep	Oct	Nov	Dec
Code	1	2	3	4	5	6	7	8	9	O	N	D

Maximum Ratings (@ T_A = +25°C, unless otherwise specified.)

Characteristic	Symbol	Value	Unit
Forward Voltage (Note 5) @ I _F = 10mA	V _F	0.9	V
Forward Current	I _F	250	mA

Thermal Characteristics

Characteristic	Symbol	Value	Unit
Power Dissipation (Note 6)	P _D	375	mW
Power Dissipation (Note 7)	P _D	830	mW
Thermal Resistance, Junction to Ambient Air (Note 6)	R _{θJA}	330	°C/W
Thermal Resistance, Junction to Ambient Air (Note 7)	R _{θJA}	150	°C/W
Operating and Storage Temperature Range	T _J , T _{STG}	-65 to +150	°C

- Notes:
5. Short duration pulse test used to minimize self-heating effect.
 6. Device mounted on FR-4 PCB with minimum recommended pad layout, as shown in Diodes Incorporated's Suggested Pad Layout document, which can be found on our website at <http://www.diodes.com/package-outlines.html>.
 7. Device mounted on FR-4 PCB with mounting pad for cathode 1cm².

Electrical Characteristics (@ T_A = +25°C, unless otherwise specified.)

Type Number	Marking Codes	Zener Voltage Range (Note 8)			Maximum Zener Impedance (Note 9)			Temperature Coefficient		Total Capacitance	Maximum Reverse Current (Note 8)	
		V _Z @ I _{ZT}		I _{ZT}	Z _{ZT} @ I _{ZT}	Z _{ZK} @ I _{ZK}	I _{ZK}	T _C @ I _{ZT}		C _T @ f = 1MHz, V _R = 0V	I _R	@ V _R
		Min (V)	Max (V)	mA	Ω		mA	Min (mV/°C)	Max (mV/°C)	Max (pF)	μA	V
BZT52HC5V6WFQ	W9	5.2	6.0	5	40	400	1	-2.0	2.5	300	1	2
BZT52HC6V2WFQ	WA	5.8	6.6	5	10	150	1	0.4	3.7	200	3	4
BZT52HC6V8WFQ	WB	6.4	7.2	5	8	80	1	1.2	4.5	200	2	4
BZT52HC7V5WFQ	WC	7.0	7.9	5	10	80	1	2.5	5.3	150	1	5
BZT52HC8V2WFQ	WD	7.7	8.7	5	10	80	1	3.2	6.2	150	0.7	5
BZT52HC9V1WFQ	WE	8.5	9.6	5	10	100	1	3.8	7.0	150	0.5	6
BZT52HC10WFQ	WF	9.4	10.6	5	10	70	1	4.5	8.0	90	0.2	7
BZT52HC11WFQ	WG	10.4	11.6	5	10	70	1	5.4	9.0	85	0.1	8
BZT52HC12WFQ	WH	11.4	12.7	5	10	90	1	6.0	10.0	85	0.1	8
BZT52HC13WFQ	WI	12.4	14.1	5	10	110	1	7.0	11.0	80	0.1	8
BZT52HC15WFQ	WJ	13.8	15.6	5	15	110	1	9.2	13.0	75	0.05	10.5
BZT52HC16WFQ	WK	15.3	17.1	5	20	170	1	10.4	14.0	75	0.05	11.2
BZT52HC18WFQ	WL	16.8	19.1	5	20	170	1	12.4	16.0	70	0.05	12.6
BZT52HC20WFQ	WM	18.8	21.2	5	20	220	1	14.4	18.0	60	0.05	14.0
BZT52HC22WFQ	WN	20.8	23.3	5	25	220	1	16.4	-	60	0.05	15.4
BZT52HC24WFQ	WO	22.8	25.6	5	30	220	1	18.4	-	55	0.05	16.8
BZT52HC27WFQ	WP	25.1	28.9	2	40	250	1	21.4	-	50	0.05	18.9
BZT52HC30WFQ	WQ	28.0	32.0	2	40	250	1	24.4	-	50	0.05	21.0

- Notes:
8. Short duration pulse test used to minimize self-heating effect.
 9. f = 1kHz.

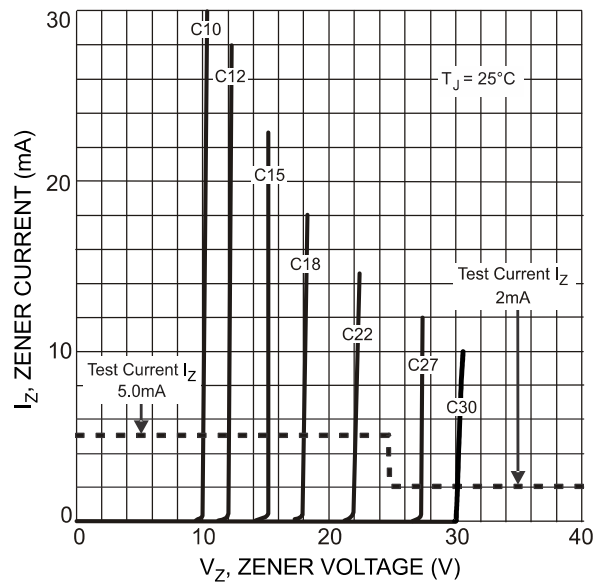
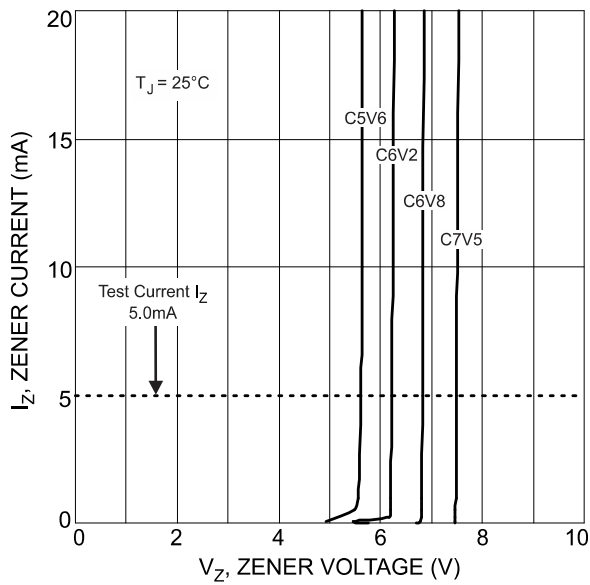
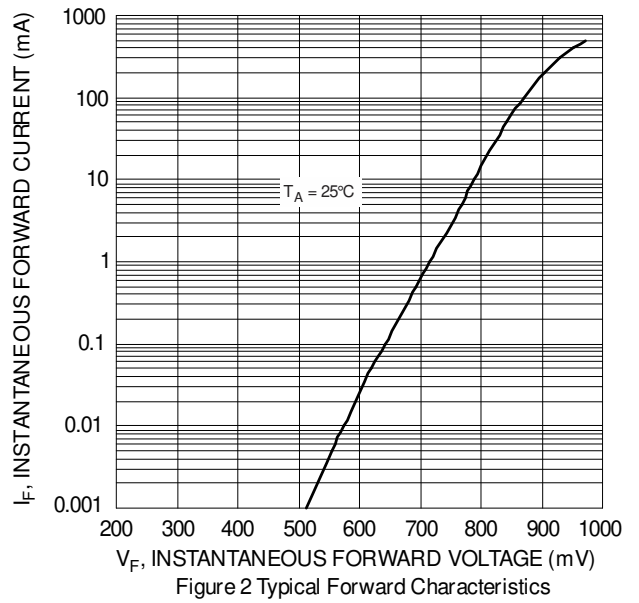
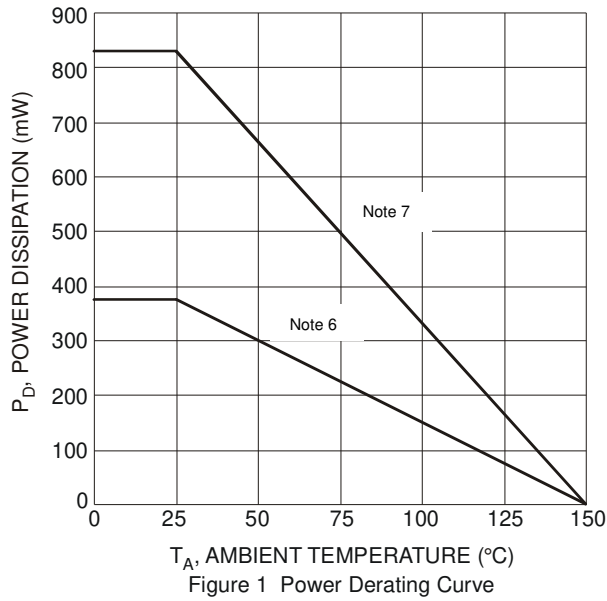


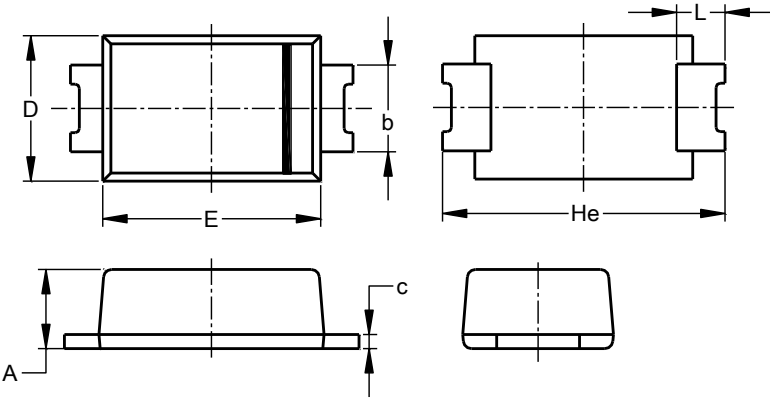
Figure 3 Typical Zener Breakdown Characteristic

Figure 4 Typical Zener Breakdown Characteristic

Package Outline Dimensions

Please see <http://www.diodes.com/package-outlines.html> for the latest version.

SOD123F (Type B)

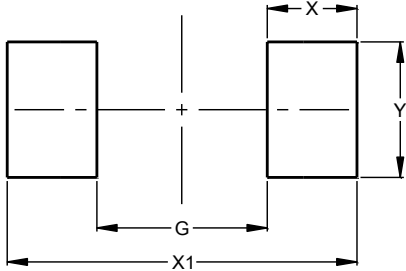


SOD123F (Type B)			
Dim	Min	Max	Typ
A	0.81	1.15	--
b	0.80	1.35	--
c	0.05	0.30	--
D	1.70	1.90	1.80
E	2.60	2.80	2.70
He	3.30	3.70	3.50
L	0.35	0.85	--
All Dimensions in mm			

Suggested Pad Layout

Please see <http://www.diodes.com/package-outlines.html> for the latest version.

SOD123F (Type B)



Dimensions	Value (in mm)
G	1.90
X	1.00
X1	3.90
Y	1.50

IMPORTANT NOTICE

1. DIODES INCORPORATED (Diodes) AND ITS SUBSIDIARIES MAKE NO WARRANTY OF ANY KIND, EXPRESS OR IMPLIED, WITH REGARDS TO ANY INFORMATION CONTAINED IN THIS DOCUMENT, INCLUDING, BUT NOT LIMITED TO, THE IMPLIED WARRANTIES OF MERCHANTABILITY, FITNESS FOR A PARTICULAR PURPOSE OR NON-INFRINGEMENT OF THIRD PARTY INTELLECTUAL PROPERTY RIGHTS (AND THEIR EQUIVALENTS UNDER THE LAWS OF ANY JURISDICTION).
2. The Information contained herein is for informational purpose only and is provided only to illustrate the operation of Diodes' products described herein and application examples. Diodes does not assume any liability arising out of the application or use of this document or any product described herein. This document is intended for skilled and technically trained engineering customers and users who design with Diodes' products. Diodes' products may be used to facilitate safety-related applications; however, in all instances customers and users are responsible for (a) selecting the appropriate Diodes products for their applications, (b) evaluating the suitability of Diodes' products for their intended applications, (c) ensuring their applications, which incorporate Diodes' products, comply the applicable legal and regulatory requirements as well as safety and functional-safety related standards, and (d) ensuring they design with appropriate safeguards (including testing, validation, quality control techniques, redundancy, malfunction prevention, and appropriate treatment for aging degradation) to minimize the risks associated with their applications.
3. Diodes assumes no liability for any application-related information, support, assistance or feedback that may be provided by Diodes from time to time. Any customer or user of this document or products described herein will assume all risks and liabilities associated with such use, and will hold Diodes and all companies whose products are represented herein or on Diodes' websites, harmless against all damages and liabilities.
4. Products described herein may be covered by one or more United States, international or foreign patents and pending patent applications. Product names and markings noted herein may also be covered by one or more United States, international or foreign trademarks and trademark applications. Diodes does not convey any license under any of its intellectual property rights or the rights of any third parties (including third parties whose products and services may be described in this document or on Diodes' website) under this document.
5. Diodes' products are provided subject to Diodes' Standard Terms and Conditions of Sale (<https://www.diodes.com/about/company/terms-and-conditions/terms-and-conditions-of-sales/>) or other applicable terms. This document does not alter or expand the applicable warranties provided by Diodes. Diodes does not warrant or accept any liability whatsoever in respect of any products purchased through unauthorized sales channel.
6. Diodes' products and technology may not be used for or incorporated into any products or systems whose manufacture, use or sale is prohibited under any applicable laws and regulations. Should customers or users use Diodes' products in contravention of any applicable laws or regulations, or for any unintended or unauthorized application, customers and users will (a) be solely responsible for any damages, losses or penalties arising in connection therewith or as a result thereof, and (b) indemnify and hold Diodes and its representatives and agents harmless against any and all claims, damages, expenses, and attorney fees arising out of, directly or indirectly, any claim relating to any noncompliance with the applicable laws and regulations, as well as any unintended or unauthorized application.
7. While efforts have been made to ensure the information contained in this document is accurate, complete and current, it may contain technical inaccuracies, omissions and typographical errors. Diodes does not warrant that information contained in this document is error-free and Diodes is under no obligation to update or otherwise correct this information. Notwithstanding the foregoing, Diodes reserves the right to make modifications, enhancements, improvements, corrections or other changes without further notice to this document and any product described herein. This document is written in English but may be translated into multiple languages for reference. Only the English version of this document is the final and determinative format released by Diodes.
8. Any unauthorized copying, modification, distribution, transmission, display or other use of this document (or any portion hereof) is prohibited. Diodes assumes no responsibility for any losses incurred by the customers or users or any third parties arising from any such unauthorized use.
9. This Notice may be periodically updated with the most recent version available at <https://www.diodes.com/about/company/terms-and-conditions/important-notice>

DIODES is a trademark of Diodes Incorporated in the United States and other countries.
The Diodes logo is a registered trademark of Diodes Incorporated in the United States and other countries.
© 2022 Diodes Incorporated. All Rights Reserved.

www.diodes.com