

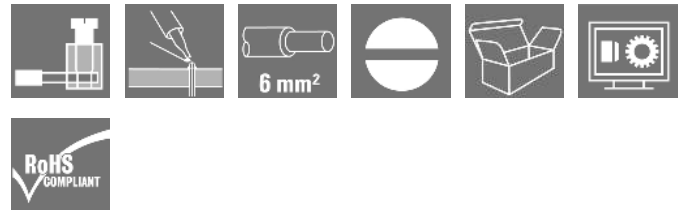
**OMNIMATE Power - series WGK  
WGK 4 VP/Z GN/YE BX**

**Weidmüller Interface GmbH & Co. KG**  
 Klingenbergstraße 16  
 D-32758 Detmold  
 Germany  
 Fon: +49 5231 14-0  
 Fax: +49 5231 14-292083  
 www.weidmueller.com

**Product image**

Similar to illustration

The V versions of the WGK feed-through terminals with an insulated housing and clamping yoke connections on the external side, and a solder connection on the internal side for use in encapsulated devices (e.g. EMC filters).

**General ordering data**

Type	WGK 4 VP/Z GN/YE BX
Order No.	<a href="#">1003900000</a>
Version	OMNIMATE Power - series WGK, Feed-through terminal, Rated cross-section: 4 mm <sup>2</sup> , Screw connection, Wemid (PA), Green/yellow, Direct mounting, Feed-through (bushing)
GTIN (EAN)	4032248703401
Qty.	50 pc(s).
Product data	IEC: 500 V / 32 A / 0.5 - 6 mm <sup>2</sup> UL: 300 V / 30 A / AWG 30 - AWG 10
Packaging	Box

**OMNIMATE Power - series WGK  
WGK 4 VP/Z GN/YE BX**

**Weidmüller Interface GmbH & Co. KG**  
Klingenbergstraße 16  
D-32758 Detmold  
Germany  
Fon: +49 5231 14-0  
Fax: +49 5231 14-292083  
www.weidmueller.com

**Technical data**

**Dimensions and weights**

Length	20 mm	Length (inches)	0.787 inch
Width	8.1 mm	Width (inches)	0.319 inch
Height	21.5 mm	Height (inches)	0.846 inch
Net weight	6.42 g		

**System parameters**

Product family	OMNIMATE Power - series WGK	Wire connection method	Screw / solder connection
Conductor outlet direction	180°	Fitted by customer	Yes
Screwdriver blade	0.6 x 3.5	Tightening torque, min.	0.6 Nm
Tightening torque, max.	0.8 Nm	Clamping screw	M 3
Stripping length	8 mm	Touch-safe protection acc. to DIN VDE 0470	IP 20

**Material data**

Insulating material	Wemid (PA)	Colour	Green/yellow
Colour chart (similar)	Not specified	UL 94 flammability rating	V-0
Contact material	E-Cu	Contact surface	tinned
Storage temperature, min.	-25 °C	Storage temperature, max.	55 °C
Max. relative humidity during storage	80 %	Operating temperature, min.	-50 °C
Operating temperature, max.	120 °C	Temperature range, installation, min.	-25 °C
Temperature range, installation, max.	120 °C		

**Conductors suitable for connection**

Clamping range, min.	0.5 mm <sup>2</sup>
Clamping range, max.	6 mm <sup>2</sup>
Wire connection cross section AWG, min.	AWG 30
Wire connection cross section AWG, max.	AWG 10
Solid, min. H05(07) V-U	0.5 mm <sup>2</sup>
Solid, max. H05(07) V-U	6 mm <sup>2</sup>
Flexible, min. H05(07) V-K	0.5 mm <sup>2</sup>
Flexible, max. H05(07) V-K	4 mm <sup>2</sup>
w. wire end ferrule, DIN 46228 pt 1, min	0.5 mm <sup>2</sup>
w. wire end ferrule, DIN 46228 pt 1, max.	4 mm <sup>2</sup>

Clampable conductor	Cross-section for conductor connection	Type	fine-wired
		nominal	1.5 mm <sup>2</sup>
	AEH	Stripping length	nominal 7 mm
		Cross-section for conductor connection	Type
AEH	Cross-section for conductor connection	nominal	2.5 mm <sup>2</sup>
		Stripping length	nominal 7 mm

Max. clamping range	6 mm <sup>2</sup>
---------------------	-------------------

**Rated data acc. to IEC**

tested acc. to standard	IEC 60664-1, IEC 61984	Rated current, min. no. of poles (Tu=20°C)	32 A
Rated current, max. no. of poles (Tu=20°C)	32 A	Rated voltage for surge voltage class / pollution degree III/3	500 V
Rated impulse voltage for surge voltage class/ contamination degree III/3	6 kV		


Creation date June 12, 2019 8:54:03 PM CEST

**OMNIMATE Power - series WGK  
WGK 4 VP/Z GN/YE BX**


**Weidmüller Interface GmbH & Co. KG**  
Klingenbergstraße 16  
D-32758 Detmold  
Germany  
Fon: +49 5231 14-0  
Fax: +49 5231 14-292083  
www.weidmueller.com

**Technical data**

**Rated data acc. to CSA**

Institute (CSA)		Certificate No. (CSA)	
		200039-1830694	
Rated voltage (Use group B / CSA)	300 V	Rated voltage (Use group C / CSA)	300 V
Rated voltage (Use group D / CSA)	300 V	Rated current (Use group B / CSA)	30 A
Rated current (Use group C / CSA)	30 A	Rated current (Use group D / CSA)	10 A
Wire cross-section, AWG, min.	AWG 30	Wire cross-section, AWG, max.	AWG 10
Reference to approval values	Specifications are maximum values, details - see approval certificate.		

**Rated data acc. to UL 1059**

Institute (cURus)		Certificate No. (cURus)	
		E60693	
Rated voltage (Use group B / UL 1059)	300 V	Rated voltage (Use group C / UL 1059)	300 V
Rated voltage (Use group D / UL 1059)	300 V	Rated current (Use group B / UL 1059)	30 A
Rated current (Use group C / UL 1059)	30 A	Rated current (Use group D / UL 1059)	10 A
Wire cross-section, AWG, min.	AWG 30	Wire cross-section, AWG, max.	AWG 10
Reference to approval values	Specifications are maximum values, details - see approval certificate.		

**Packing**

Packaging	Box	VPE length	85 mm
VPE width	120 mm	VPE height	150 mm

**Classifications**

ETIM 3.0	EC001283	ETIM 4.0	EC001283
ETIM 5.0	EC001283	ETIM 6.0	EC001283
UNSPSC	30-21-18-01	eClass 6.2	27-14-11-34
eClass 7.1	27-14-11-34	eClass 8.1	27-14-11-34
eClass 9.0	27-14-11-34	eClass 9.1	27-14-11-34

**Data sheet**

**OMNIMATE Power - series WGK  
WGK 4 VP/Z GN/YE BX**

**Weidmüller Interface GmbH & Co. KG**  
Klingenbergstraße 16  
D-32758 Detmold  
Germany  
Fon: +49 5231 14-0  
Fax: +49 5231 14-292083  
www.weidmueller.com

**Technical data**

**Notes**

Notes

- Clearance and creepage distances to other components must be devised in accordance with the relevant application standard. This can be achieved in the device by full encapsulation or by the use of additional spacer plates.
- Rated data refer only to the component itself. Clearance and creepage distances to other components are to be designed in accordance with the relevant application standards.
- Colours: SW = black; GN/YL = green/yellow; GY = grey
- Additional colours on request
- WGK: Rated voltage plastic walls: 1 - 4 mm = 500 V; metal walls: 1 - 2.5 mm = 400 V; metal walls: 2.5 - 4 mm = 250 V
- WGKV: Rated voltage plastic walls: 1 - 4 mm = 400 V; metal walls: 1 - 2.5 mm = 400 V; metal walls: 2.5 - 4 mm = 250 V
- VWGK: Rated voltage plastic walls: 1 - 4 mm = 500 V; metal walls: 1 - 4 mm = 500 V

**Approvals**

Approvals



ROHS

Conform

**Downloads**

Approval/Certificate/Document of Conformity

[Declaration of the Manufacturer](#)

Brochure/Catalogue

- [FL DRIVES EN](#)
- [MB DEVICE MANUF. EN](#)
- [FL DRIVES DE](#)
- [CAT 2 PORTFOLIOGUIDE EN](#)
- [FL\\_BASE\\_STATION\\_EN](#)
- [FL ELEVATOR EN](#)
- [FL POWER SUPPLY EN](#)
- [FL 72H SAMPLE SER EN](#)
- [PO OMNIMATE EN](#)

Engineering Data

[EPLAN, WSCAD](#)

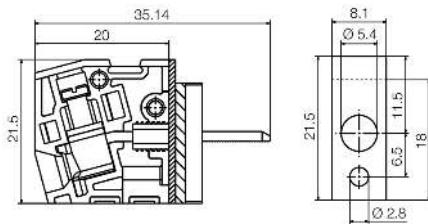
**Data sheet**

**OMNIMATE Power - series WGK  
WGK 4 VP/Z GN/YE BX**

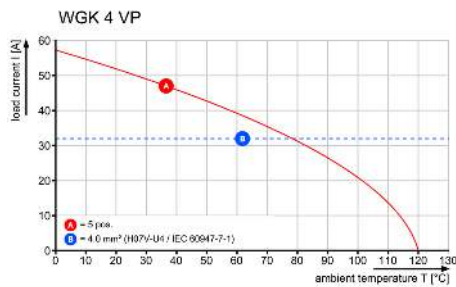
**Weidmüller Interface GmbH & Co. KG**  
 Klingenbergstraße 16  
 D-32758 Detmold  
 Germany  
 Fon: +49 5231 14-0  
 Fax: +49 5231 14-292083  
 www.weidmueller.com

**Drawings**

**Dimensional drawing**

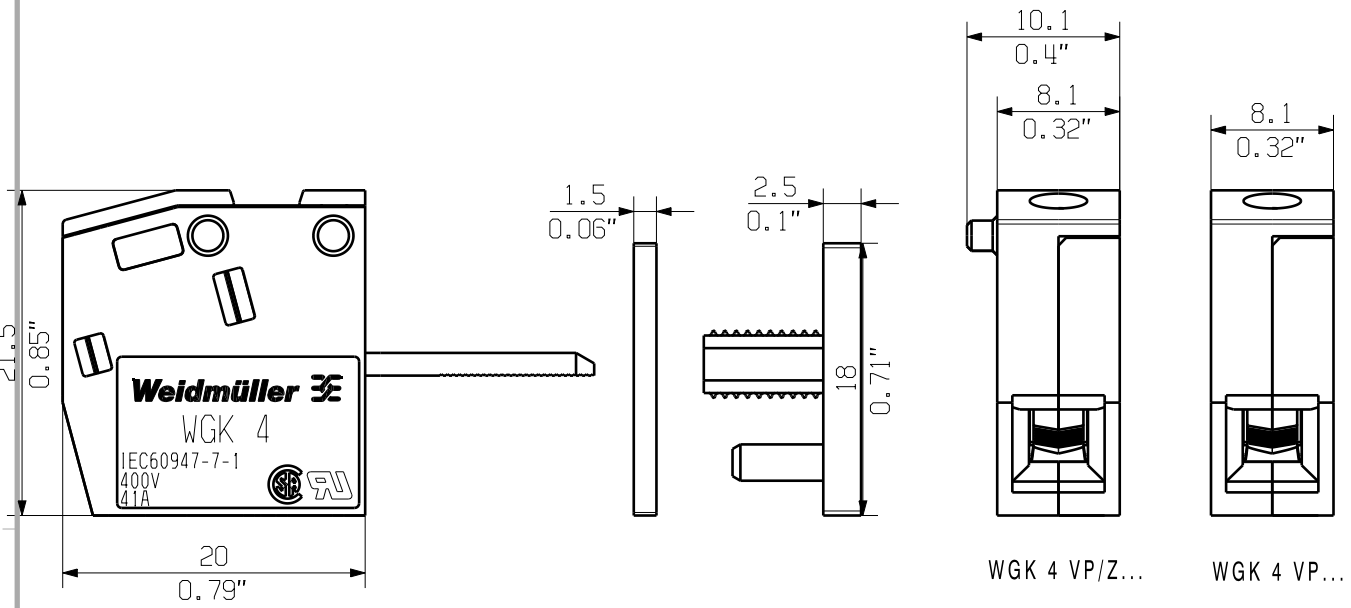


**Graph**



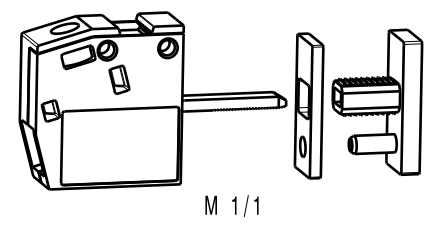
The reproduction, distribution and utilization of this document as well as the communication of its contents to others without explicit authorization is prohibited. Offenders will be held liable for the payment of damages. Weidmueller exclusively reserves the right to file for patents, utility models or designs.

© Weidmueller Interface GmbH & Co. KG



KUNDENZEICHNUNG  
CUSTOMER DRAWING

rated data  
rated cross-section 4 mm<sup>2</sup>  
rated current 41A  
rated voltage 400V



GENERAL TOLERANCE: DIN ISO 2768-m		91733/5 21.03.17 MA_J 00		Cat.no.: .	
RoHS COMPLIANT		Modification		<b>Weidmüller</b>	
Max. nos.		Date		Drawing no. <b>4 43933</b> <span style="border: 1px solid black; border-radius: 50%; padding: 2px;">02</span> Issue no.	
		Name		Sheet 00 of 01 sheets	
Scale: 2/1		Drawn		<b>WGK 4 VP...</b> DURCHGANGS-REIHENKLEMME PANEL FEED-THROUGH TERMINAL	
Supersedes: .		Responsible			
		Checked			
		Approved		Product file: WGK 4... 5250	