

Path: [Home](#) > [Rack Index](#) > [Open Frame Relay Racks \(DNRR\)](#) > Relay Rack H.D. Accessories



DNRR\_\_HD Series


### Accessories for:




- Usable with heavy duty relay racks...
- Either [knockdown](#) or [welded](#) versions...



Part Number **RRLDCASTER**

- **SOLD IN A SET OF 4**
- Light Duty
- 800# Mfg's specified weight capacity (Set of 4)
- Features ball bearing swivel and hard composition wheels
- Stud is 1.5" long and 1/2"-13 thread
- All four casters are lockable
- Wheels are black & 3" wheel diameter
- Includes mounting hardware
- Weight - 4.5# (2.1 kg)
- **CAUTION:** Care should be taken in moving rack as it may be unstable depending on equipment loading pattern. Ensure weight distribution is safe for mobile use.

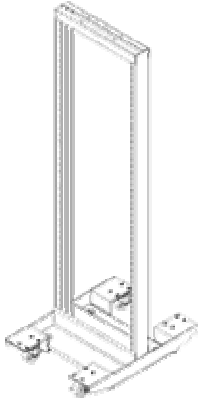


Part Number	 Reader File	AutoCAD .dxf File (zipped)
<b>RRLDCASTER</b>	 86K	 39K






Part Number **RRLPDOL**

- Low profile dolly - works with any width relay rack
- High stability design (see PDF drawing below)
- Heavy duty
- 1,080# Mfg's specified weight capacity (Set of 4 casters - pair per side)
- Features ball bearing swivel and hard composition wheels
- Wheels are blue & 3" wheel diameter
- All four casters are lockable
- Includes all mounting hardware for casters & rack
- Weight - 32# (14.5 kg)




Assembly Instructions

Part Number	 Reader File	AutoCAD .dxf File (zipped)
<b>RRLPDOL</b>	 74K	 69K






Part Number **RRHDDOL**


- Heavy duty dolly - for 19" relay racks
- 1,500# Mfg's specified weight capacity (Set of 4 casters under dolly plate)
- Features ball bearing swivel and hard composition wheels
- Includes mounting hardware
- Weight - 35# (15.9 kg)



Assembly Instructions




Part Number	 Reader File	AutoCAD .dxf File (zipped)
<b>RRHDDOL</b>	 56K	 105K

**NOTE:** This dolly will **ONLY** work with 19" DNRR Relay Racks



## Light Duty Dolly

- For 19" relay racks
- Light duty casters, 10 gauge folded & welded steel plate
- Finished in rugged textured black (BK1) powder paint
- **For use with DNRR\_\_HD racks ONLY**
- Assembled with 4 - 2.0" diameter casters (manufacturer's specified capacity of 600 lbs.)
- Comes with mounting hardware
- Weight - 32# (14.5 kg)

Part Number	 Reader File	AutoCAD .dxf & .dwg Files (zipped)
1424T	 33K	 36K

**NOTE:** This dolly will **ONLY** work  
with 19" DNRR Relay Racks



## Ganging Kit

- **For use with DNRR\_\_HD racks ONLY**
- Kit contains enough hardware to join two relay racks
- Used to join relay racks side by side
- No drilling required
- Connects through supplied 6 holes (2 in top, middle & bottom) of frame
- Part Number **RRALJK**



---

## Vertical Wire Manager

- **For use with DNRR\_\_HD racks ONLY**
- Used to organize bundles of connecting wire
- Manufactured in 16 Ga. steel
- Mounts to either side of open relay rack (includes mounting hardware)
- Models with doors include a front facing hinged door secured with magnets



- Finished in rugged black textured powder paint
- Two units shown here, with a heavy duty - open relay rack
- Can be used with top wire management accessories below (except on aluminum relay racks)

Part Number	Profile	Includes Door	Use with Rack Panel Height	
			Inches	Units
<b>RRCM44UD</b>	6" x 5"	Yes	77/78.75	44/45
<b>RRCM48UD</b>	6" x 5"	Yes	84	48
<b>RRCM844UD</b>	8" x 6"	Yes	77/78.75	44/45
<b>RRCM848UD</b>	8" x 6"	Yes	84	48
<b>RRCM1244UD</b>	12" x 6"	Yes	77/78.75	44/45
<b>RRCM1248UD</b>	12" x 6"	Yes	84	48
<b>RRCMS48</b>	6" x 5"	No - Open	42	24
<b>RRCMS72</b>	6" x 5"	No - Open	66.5	38
<b>RRCMS84</b>	6" x 5"	No - Open	77/78.75	44/45
<b>RRCMD84</b>	6" x 5" 2 Piece	No - Open	77/78.75	44/45



Assembly Instructions



Top Manager (Double Shown)

### Top Wire Management

- For use with 19" rack mount DNRR\_\_HD racks **ONLY**
- 16 gauge steel construction
- Usable with an infinite combination and number of ganged or single relay racks
- Top of cable manager contains square knockouts (one shown knocked out in photo below) for use with optional chimneys
- Hinged access door with magnetic catches to keep wires neat and easy access
- Use either joining kits or end panels (see below) in any combination to fit your needs
- Finished in textured black powder paint

Part Number	Description	Application		
		Number of Relay Racks Used	Number of Vertical Managers Used	Location of Vertical Managers
<b>RR19TMS</b>	1 rack- <b>Single</b> (26.5" long)	1	1	Left or Right



DNRR\_HD Relay Rack with:  
Installed top manager (Double).  
With left & right vertical mangers.  
Chimney through ceiling.

<b>RR19TMD</b>	1 rack- <b>Double</b> (32.5" long)	1	2	Left <b>and</b> Right
<b>RR19TMDD</b>	2 racks- <b>Double</b> (53" long)	2	2	Left <b>and</b> Right, No Center
<b>RR19TMDT</b>	2 racks- <b>Triple</b> (59" long)	2	3	Left, Right <b>and</b> Center



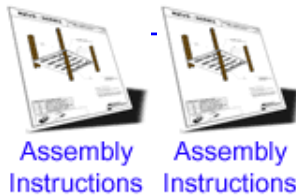
Assembly  
Instructions



### Top Wire Chimney

- For use with DNRR\_HD racks **ONLY**
- 16 gauge steel construction
- Mounts to square knockouts in top manager
- For routing wire bundles up & out of the top manager (above) - through the ceiling
- Finished in textured black powder paint

Part Number	Profile	Height
<b>RRCH20</b>	6" x 5"	20"
<b>RRCH24</b>	6" x 5"	24"
<b>RRCH30</b>	6" x 5"	30"
<b>RRCMCH65</b>	6" x 5"	36"
<b>RRCMCH86</b>	8" x 6"	36"
<b>RRCMCH126</b>	12" x 6"	36"




Assembly  
Instructions    Assembly  
Instructions



### Top Wire End Plates & Joining Kit

- For use with DNRR\_HD racks **ONLY**
- 16 gauge steel construction
- Mounts to ends of top manager (above)
- Use end plates to close the ends of top managers
- Use the joining kit to join multiple top managers
- Finished in textured black powder paint







## End Plates



## Joining Kit

Part Number	Description	Instructions
<b>RRTMEP</b>	End Plate	 Assembly Instructions
<b>RRTMJK</b>	Joining Kit	 Assembly Instructions




## Vented



## Unvented

### DUAL - Channel Rail Mounted Shelves - For DNRR Relay Racks (Vented or Unvented)

- Designed **ONLY** for relay racks (DNRR series) tapped on both front & rear flange
- Dual modem shelf permits front and rear access to modems on open relay racks
- Side brackets allow mounting to either 3" OR 8" deep channel (see photos). The Vented unit is shown assembled for 8" deep channel and the Unvented unit is shown assembled for 3" deep channel.
- Uses 5.25" (3U) of vertical panel space
- Choice of 19" or 24" deep (19" deep shown)
- The vented version provides a sturdy shelf without obstructing upward heat movement
- 14-gauge steel construction
- Rugged powder paint finish
- Requires mounting **hardware**



Assembly Instructions

## VENTED


Part Number	Color	Paint Texture	Panel Width	Shelf Depth
<b>19" Rack Mount</b>				
<b>DNRMV19BK1</b>	Black	Textured	<b>19"</b>	19"
<b>DNRMV1924BK1</b>	Black	Textured	<b>19"</b>	24"
<b>23" Rack Mount</b>				

<b>DNRMV23BK1</b>	Black	Textured	<b>23"</b>	19"
<b>DNRMV2324BK1</b>	Black	Textured	<b>23"</b>	24"

## UNVENTED

Part Number	Color	Paint Texture	Panel Width	Shelf Depth
<b>19" Rack Mount</b>				
<b>DNRMU19BK1</b>	Black	Textured	<b>19"</b>	19"
<b>DNRMU1924BK1</b>	Black	Textured	<b>19"</b>	24"
<b>23" Rack Mount</b>				
<b>DNRMU23BK1</b>	Black	Textured	<b>23"</b>	19"
<b>DNRMU2324BK1</b>	Black	Textured	<b>23"</b>	24"

**Note:** Weight load tested (DNRMU2324BK1) to 300 pounds.



### DUAL - Channel Rail Mounted Monitor Shelf - For DNRR Relay Racks



Assembly Instructions

- Designed **ONLY** for relay racks (DNRR series) tapped on both front & rear flange
- Mounts to panel rails using 5.25" (3U) of vertical panel space
- Side brackets allow mounting to either 3" OR 8" deep channel. Unit in photo is shown assembled for 3" deep channel.
- Overall 19" deep
- Front & rear lip to reduce chance of monitor being pushed off of shelf
- Available in either 19" or 23" rack panel width
- Includes an accessory compartment welded to the front, bottom of the shelf
- 14 Ga. steel construction
- Finished in rugged black textured powder paint
- Requires mounting **hardware**

Part Number	Color	Panel Width
<b>DNRMM19BK1</b>	Black	<b>19"</b>
<b>DNRMM23BK1</b>	Black	<b>23"</b>

**Note:** Weight load tested (DNRMM23BK1) to 300 pounds.

### Other Universal Accessories:

- Casters & Dollies ([RR series](#))
- Aluminum rack panels ([PBPA series](#))

- Steel rack panels ([PBPS series](#))
  - Formed steel rack panels ([PBFS series](#))
  - Ventilated & Access Panels ([Louvers, slots, baffles etc.](#))
  - Doors & Chassis - Panel Mount ([Hinged & fixed](#))
  - Cable Organizing ([Panel mount rings, velcro strap panels & guides](#))
  - Shelves - Panel Mount ([Fixed, solid & vented](#))
  - Keyboard Shelves & Drawers ([Vertical rail mount](#))
  - Rack mount power bars ([1582 & 1583 series](#))
  - Cooling Accessories ([Fan Panels, Fans, Grills & Baffles](#))
  - Blowers ([BSP series](#))
  - Fan Trays ([FT series](#))
  - Mounting hardware ([Hardware](#))
- 

DOWNLOAD



[DNRR catalog pages \(5\)](#) - Adobe Reader .pdf format (155K) - From our catalog

DOWNLOAD



[rack cabinet accessories - catalog pages \(44\)](#) - Adobe Reader .pdf format (1,495K) - From our catalog

---

## *Mail Link To Our Catalog Department*

[Provide full mailing address here for your FREE CATALOG via snail mail...](#)

---

Exactly what you are looking for???

Link to our stocking distributors - most have "on-line" pricing, stock check and ordering!!!

[Our Distributors](#)

[Order from your favorite distributor](#)

---



[HOME PAGE](#)

