

PAGE 1/2

ISSUE 16-03-16

SERIE : DPDT

PART NUMBER : R577112030LP

RF CHARACTERISTICS

Frequency range : **0 - 12.4 GHz**
Impedance : **50 Ohms**

| Frequency (GHz) | DC - 1 | 1 - 2 | 2 - 3 | 3 - 8 | 8 - 12.4 |
|--------------------|----------------|----------------|----------------|----------------|----------------|
| VSWR max | 1.15 | 1.20 | 1.25 | 1.35 | 1.50 |
| Insertion loss max | 0.15 dB | 0.20 dB | 0.25 dB | 0.35 dB | 0.50 dB |
| Isolation min | 85 dB | 80 dB | 75 dB | 70 dB | 60 dB |
| Average power (*) | 700 W | 500 W | 400 W | 250 W | 200 W |

| Passive intermodulation | |
|---------------------------|--------------------------------|
| Tone 1 | 1810 MHz, approximately 43 dBm |
| Tone 2 | 1850 MHz, approximately 43 dBm |
| 3 rd order PIM | - 160 dBc at 1770 MHz |

Depending on application, carrier powers and frequencies, PIM measurements can vary.
PIM testing is not measured during product acceptance test.

ELECTRICAL CHARACTERISTICS

Actuator : **FAILSAFE**
Nominal current ** : **340 mA**
Actuator voltage (Vcc) : **12V (10.2 to 13V)**
Terminals : **solder pins (250°C max. / 30 sec.)**

MECHANICAL CHARACTERISTICS

Connectors***** : **N female per MIL-C 39012**
Life : **2 million cycles**
Switching Time*** : **< 15 ms**
Construction : **Splashproof**
Weight : **< 215 g**

ENVIRONMENTAL CHARACTERISTICS

Operating temperature range : **-25°C to +70°C**
Storage temperature range : **-55°C to +85°C**

- (* Average power at 25°C per RF Path)
(** At 25° C ±10%)
(*** Nominal voltage ; 25° C)
(***** Recommended mating torque: 300 N.cm)



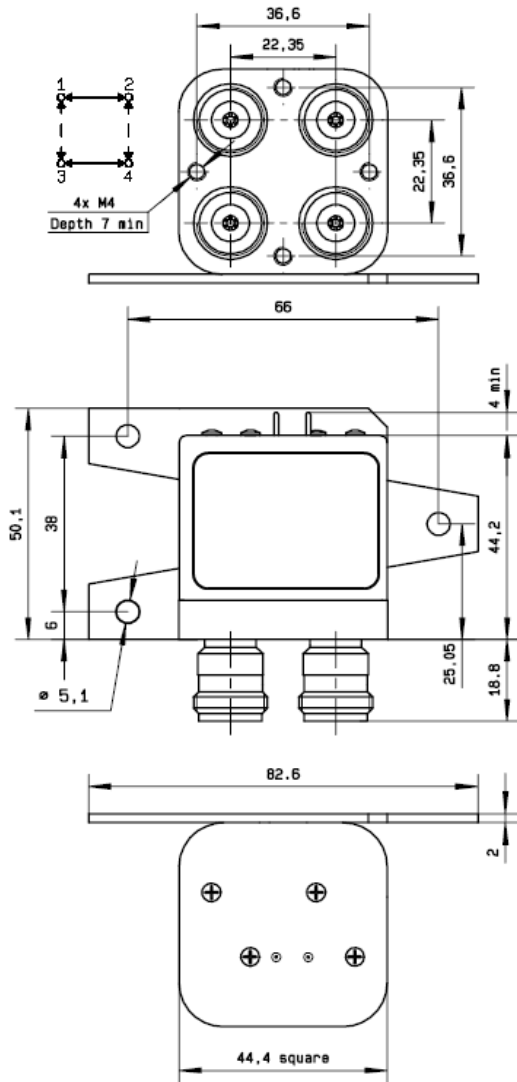
PAGE 2/2

ISSUE 16-03-16

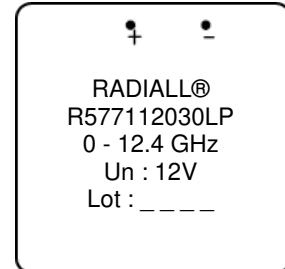
SERIE : DPDT

PART NUMBER : R577112030LP

DRAWING



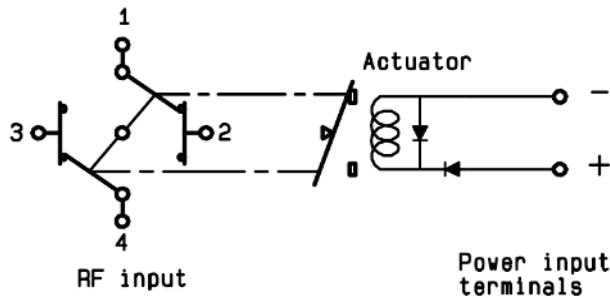
LABEL



General tolerances : ±0.5 mm

SCHEMATIC DIAGRAM

Position : De energized



| Voltage | RF Continuity |
|--------------|---------------|
| energized | 1 ↔ 3 / 2 ↔ 4 |
| De-energized | 1 ↔ 2 / 3 ↔ 4 |