

## Device connector, front mounting - CA-06S1N8A6Z00 - 1619901

Please be informed that the data shown in this PDF Document is generated from our Online Catalog. Please find the complete data in the user's documentation. Our General Terms of Use for Downloads are valid (<http://phoenixcontact.com/download>)



Device connector for front wall, straight, shielded: yes, SPEEDCON locking, M23, Number of positions: 6, Type of contact: Socket, Crimp connection, Seal, axial, Central fastening Pg13,5



### Key Commercial Data

Packing unit	1 pc
Custom tariff number	85366990
Country of origin	Germany

### Technical data

#### Temperature range

Ambient temperature (operation)	-40 °C ... 125 °C
---------------------------------	-------------------

#### Data of the insulating body

Note	Order information Order crimp contacts Ø 2 mm separately
Coding	N
Insulator material	PA 66
Contact connection method	Crimp connection
Type of contacts	Socket
Number of positions	6
Contact diameter of power contacts	2 mm
Nominal current per power contact at 25°C	20 A
Nominal voltage, power contact	300 V
Overvoltage category	II
Degree of pollution	3

#### Housing data

Housing material	CuZn
Type of locking	SPEEDCON locking

## Device connector, front mounting - CA-06S1N8A6Z00 - 1619901

### Technical data

#### Housing data

Degree of protection (when plugged in)	IP67
Thread type	M23

### Classifications

#### eCl@ss

eCl@ss 4.0	272607xx
eCl@ss 4.1	27260701
eCl@ss 5.0	27143424
eCl@ss 5.1	27143424
eCl@ss 6.0	27143424
eCl@ss 7.0	27440209
eCl@ss 8.0	27440103

#### ETIM

ETIM 3.0	EC001121
ETIM 4.0	EC002635
ETIM 5.0	EC002061

#### UNSPSC

UNSPSC 6.01	43172015
UNSPSC 7.0901	43201404
UNSPSC 11	43172015
UNSPSC 12.01	43201404
UNSPSC 13.2	43201404

### Approvals

#### Approvals

---

Approvals

UL Recognized / cUL Recognized / EAC

---

Ex Approvals

---

Approvals submitted

# Device connector, front mounting - CA-06S1N8A6Z00 - 1619901

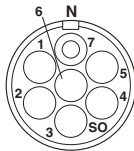
## Approvals

### Approval details

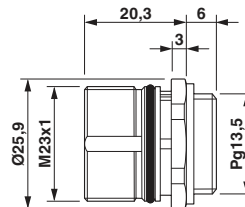


## Drawings

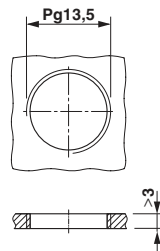
Schematic diagram



Dimensional drawing



Dimensional drawing



### Installation dimensions