

CY8CKIT-005 MiniProg4 PROGRAM AND DEBUG KIT



Install Software

- Download and install a programming tool¹.
www.cypress.com/psocprogrammer
www.cypress.com/cypressprogrammer



Supported Devices

- MiniProg4 supports PSoC 4, PSoC 5LP, and PSoC 6 MCU devices².

For more details on MiniProg4, refer to the Kit Guide available on:
www.cypress.com/CY8CKIT-005

CY8CKIT-005 MINIProg4 PROGRAM AND DEBUG KIT

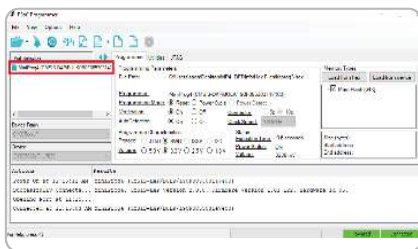
MiniProg4 Setup

- Launch the programming tool you installed.
- Connect the MiniProg4 to the PC with the USB cable.
- Programmer detects the connected MiniProg4 and the Mode LED on the MiniProg4 turns on.

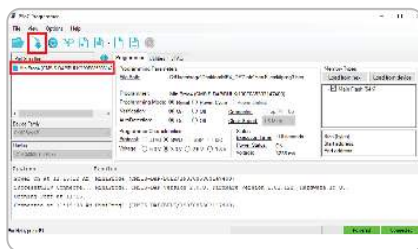
Program a Device

- Load a .hex file.
- Set the programming settings.
- Connect the MiniProg4 to the target device.
- Click the Program button.

PSoC Programmer



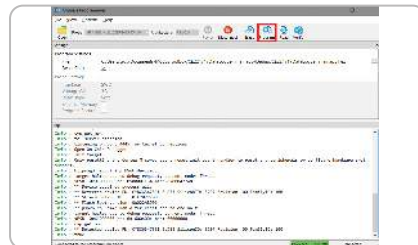
PSoC Programmer



Cypress Programmer



Cypress Programmer



Note 1: PSoC Programmer is compatible with the Windows operating system. Cypress Programmer is compatible with Windows, macOS and Linux.

Note 2: Each programmer supports a subset of Cypress devices. See the respective tool documentation for which devices each supports.

For the latest information about this kit, visit www.cypress.com/CY8CKIT-005