

## Electronic housing - ME 22,5 UT BUS/5 BK - 2707550

Please be informed that the data shown in this PDF Document is generated from our Online Catalog. Please find the complete data in the user's documentation. Our General Terms of Use for Downloads are valid (<http://download.phoenixcontact.com>)



Housing base, 5-position integrated cross connector for parallel through contacting

The illustration shows the green product version

### Product Features

- 2 optional serial contacts (daisy chain)
- Gold contacts for data transmission and power supply (125 V, 8 A)
- Supply via standard MINI COMBICON plug
- Can be snapped onto standard NS 35/7,5 and NS 35/15 DIN rails



### Key commercial data

Packing unit	1 1
Weight per Piece (excluding packing)	51.64 GRM
Custom tariff number	85369010
Country of origin	Germany

### Classifications

#### eCl@ss

eCl@ss 4.0	27180401
eCl@ss 4.1	27180401
eCl@ss 5.0	27180506
eCl@ss 5.1	27180506
eCl@ss 6.0	27180802
eCl@ss 7.0	27182702
eCl@ss 8.0	27182702

#### ETIM

ETIM 2.0	EC001031
----------	----------

# Electronic housing - ME 22,5 UT BUS/5 BK - 2707550

## Classifications

### ETIM

ETIM 3.0	EC001031
ETIM 4.0	EC001031

### UNSPSC

UNSPSC 6.01	31261501
UNSPSC 7.0901	31261501
UNSPSC 11	31261501
UNSPSC 12.01	31261501
UNSPSC 13.2	31261501

## Approvals

### Approvals

---

#### Approvals

UL Recognized / cUL Recognized / cULus Recognized

---

#### Ex Approvals

---

#### Approvals submitted

---

## Approval details

UL Recognized
---------------

cUL Recognized		
	B	D
Nominal current I <sub>N</sub>	8 A	8 A
Nominal voltage U <sub>N</sub>	300 V	300 V

## Electronic housing - ME 22,5 UT BUS/5 BK - 2707550

### Approvals

cULus Recognized 

### Accessories

#### Accessories

#### Coding element

Coding star - CR-MSTB - 1734401



Coding section, inserted into the recess in the header or the inverted plug, red insulating material

Coding profile - CP-MSTB - 1734634



Coding profile, is inserted into the slot on the plug or inverted header, red insulating material

#### Mounting material

Components of electronic housing - ME-SAS - 2853899



Shield connection clamp for printed circuit terminal block

Electronic housing - ME DH27 NS 35 - 2908760



Spacers, for protection of the input or output contacts for DIN rail NS 35, width [B] 27 mm

## Electronic housing - ME 22,5 UT BUS/5 BK - 2707550

### Accessories

Electronic housing - ME DH36 NS 35 - 2909895



Spacers, for protection of the input or output contacts for DIN rail NS 35, width [B] 36 mm

---

Electronic housing - ME LPZS - 2906911



PCB stop, for soldering onto PCB

---

Electronic housing - ME B-SA/NS 35 BK - 2713052

Terminal cover, 1 strip covers up to 12 terminal points, for ME-BUS male side, (female side)

---

Electronic housing - ME B-KA BK - 2869320

Terminal cover, 1 strip covers up to 12 terminal points, for ME-BUS terminal opening, (male side)

---

Electronic housing - ME B-22,5 MKDSO BK - 2908456

Filler plugs, for unoccupied terminal points

---

Electronic housing - ME B-22,5 MSTBO BK - 2909659

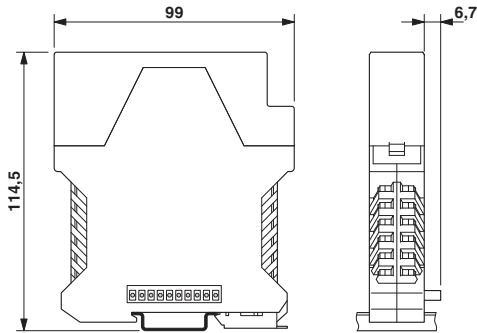
Filler plugs, for unoccupied terminal points

---

### Drawings

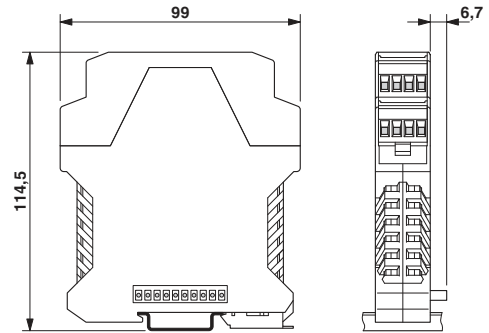
# Electronic housing - ME 22,5 UT BUS/5 BK - 2707550

Dimensioned drawing



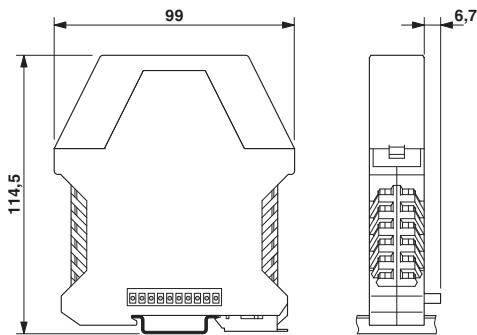
Dimensions of the electronics housing ME.../BUS5 and ME.../BUS10 with single-level upper part

Dimensioned drawing



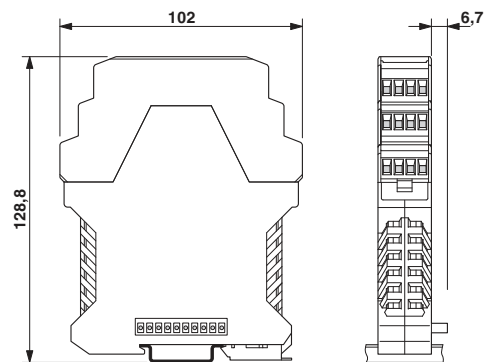
Dimensions of the electronics housing ME.../BUS 5 and ME.../BUS 10 with double-level upper part

Dimensioned drawing



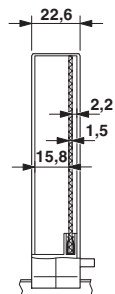
Dimensions of the electronics housing ME.../BUS 5 and ME.../BUS 10 with triple-level upper part

Dimensioned drawing



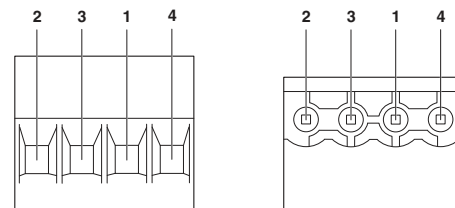
Dimensions of the electronics housing ME.../BUS 5 and ME.../BUS 10 with triple-level upper part

Dimensioned drawing



Internal housing dimensions, electronics housing ME 22.5 BUS...

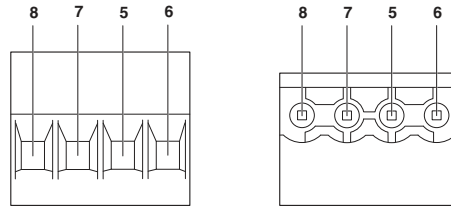
Schematic diagram



Pin assignment left

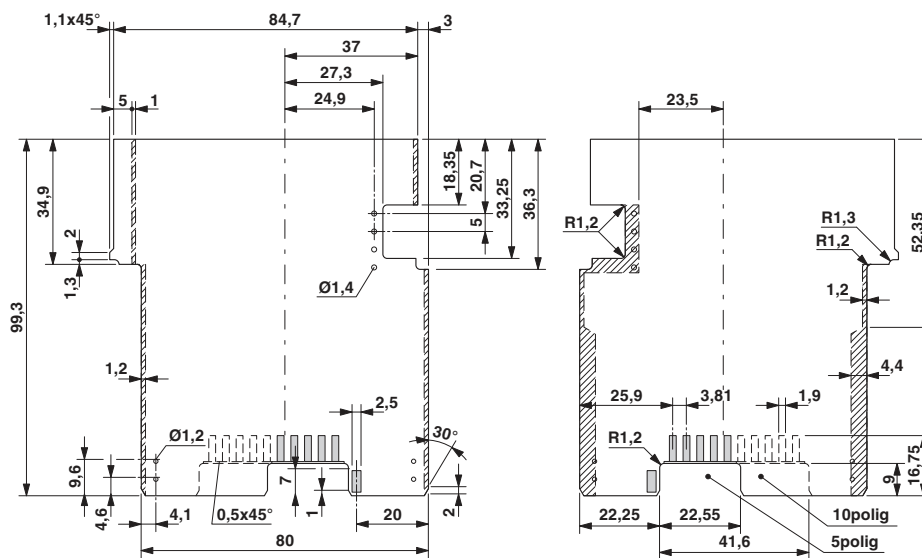
# Electronic housing - ME 22,5 UT BUS/5 BK - 2707550

Schematic diagram



Pin assignment right

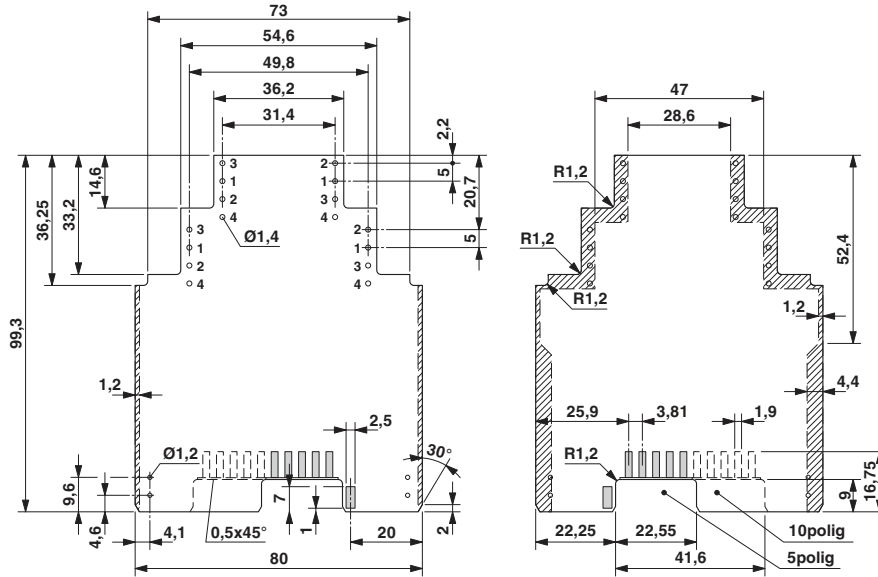
Dimensioned drawing



Dimensional drawing of the ME.../BUS5 and ME.../BUS10 printed circuit board if the single-level upper part is used

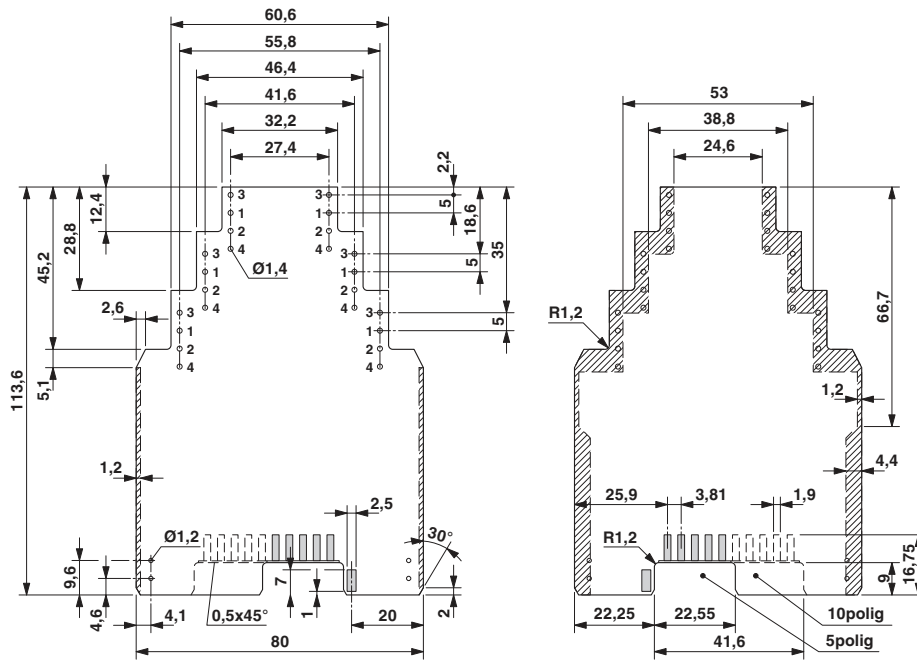
# Electronic housing - ME 22,5 UT BUS/5 BK - 2707550

Dimensioned drawing



Dimensional drawing of the ME.../BUS5 and ME.../BUS10 printed circuit board if the double-level upper part is used

Dimensioned drawing



Dimensional drawing of the ME.../BUS5 and ME.../BUS10 printed circuit board if the triple-level upper part is used

