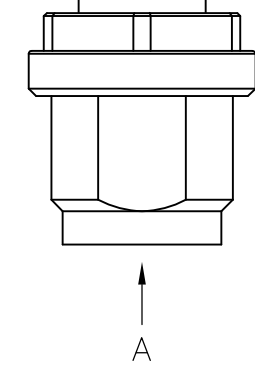
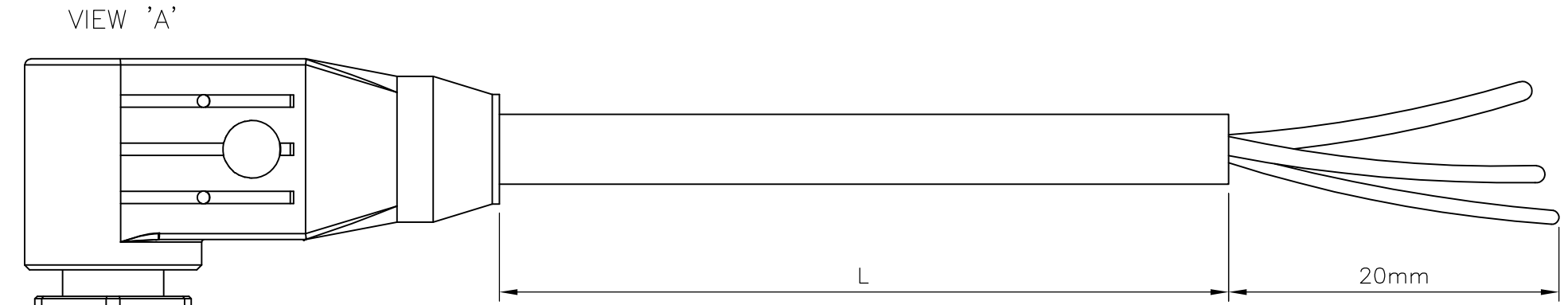
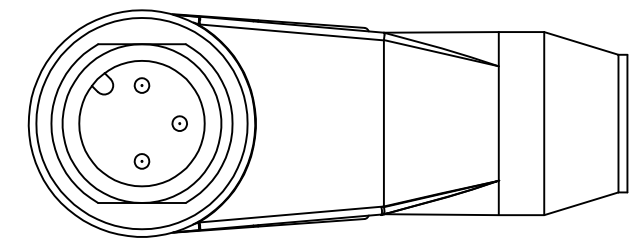


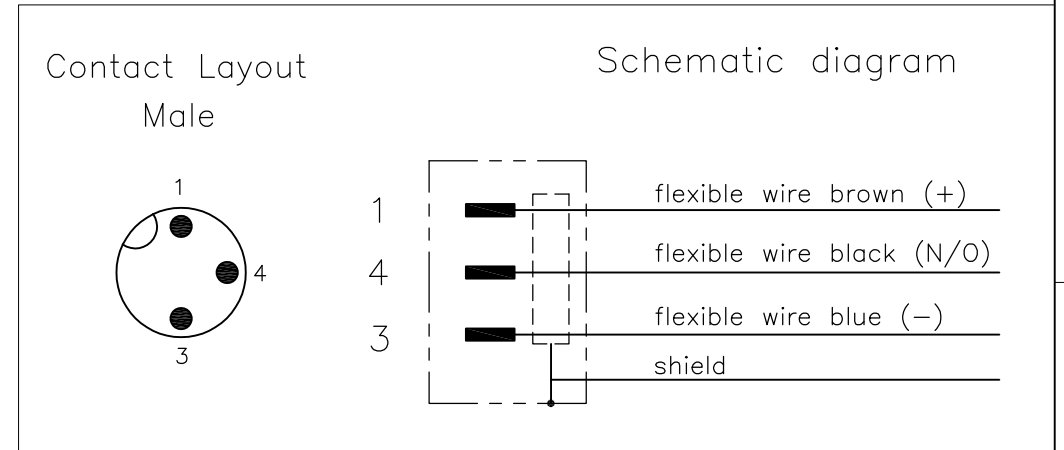
THIS DRAWING IS UNPUBLISHED. RELEASED FOR PUBLICATION
 © COPYRIGHT - By - ALL RIGHTS RESERVED.

REVISIONS					
P	LTR	DESCRIPTION	DATE	DWN	APVD
	A	INITIAL RELEASE	26NOV2013	GSK	BvH
	A1	ECR-14-011671	20AUG2014	GSK	BvH
	A2	ECR-16-003945	16MAR2016	GSK	BvH

NOTES:
 Tolerances cable lengths:
 0m to 0.5m +30mm
 0.5m to 1.0m +50mm
 1.0m to 3.0m +100mm
 < 3.0m +1.5%



PVC CABLE	
No./diameter of wires	3 x 0.34 mm ²
Wire isolation	PVC (br, bl, bk)
C-track properties	
Jacket	PVC (UL/CSA)
Outer diameter	approx. 5.9 mm
Bend radius (moving)	15 x outer diameter
Temperature range (fixed)	-40...+80 °C
Temperature range (mobile)	-5...+80 °C



TECHNICAL DATA	
Operating voltage	max. 60 V AC/DC
Operating current per contact	max. 4 A
Locking of ports	Screw thread M12 x 1 mm (recommended torque 0.6 Nm) self-securing
Protection	IP65 and IP67 when plugged and screwed down (EN 60529)

LENGTH "L"	MATERIAL	JACKET COLOR	TE PN	DESCRIPTION	ITEM
3 pos	PVC	Grey	1-2273096-4	3x22AWG PVC 10.0m	8
			1-2273096-3	3x22AWG PVC 5.0m	7
			1-2273096-2	3x22AWG PVC 3.0m	6
3 pos	PUR	Grey	1-2273096-1	3x22AWG PVC 1.5m	5
			2273096-4	3x22AWG PUR 10.0m	4
			2273096-3	3x22AWG PUR 5.0m	3
			2273096-2	3x22AWG PUR 3.0m	2
			2273096-1	3x22AWG PUR 1.5m	1

PUR CABLE	
No./diameter of wires	3 x 0.34 mm ²
Wire isolation	PVC (br, bl, bk)
C-track properties	
Jacket	PUR/PVC (UL/CSA)
Outer diameter	approx. 5.9 mm
Bend radius (moving)	15 x outer diameter
Temperature range (fixed)	-30...+80 °C
Temperature range (mobile)	-5...+70 °C

THIS DRAWING IS A CONTROLLED DOCUMENT.		DWN 26NOV2013 SATHISH KUMAR .G		STE TE Connectivity													
DIMENSIONS: mm		CHK 26NOV2013 B.VELDHOVEN															
TOLERANCES UNLESS OTHERWISE SPECIFIED:		APVD 26NOV2013 A.VAN ZANDVOORT		NAME M12 X 1.0 ANGLED PLUG PIGT SHLD A													
<table border="1" style="font-size: small;"> <tr><td>0 PLC</td><td>± -</td></tr> <tr><td>1 PLC</td><td>± -</td></tr> <tr><td>2 PLC</td><td>± -</td></tr> <tr><td>3 PLC</td><td>± -</td></tr> <tr><td>4 PLC</td><td>± -</td></tr> <tr><td>ANGLES</td><td>± -</td></tr> </table>		0 PLC	± -	1 PLC	± -	2 PLC	± -	3 PLC	± -	4 PLC	± -	ANGLES	± -	PRODUCT SPEC 108-19483		SIZE A3	
		0 PLC	± -														
1 PLC	± -																
2 PLC	± -																
3 PLC	± -																
4 PLC	± -																
ANGLES	± -																
MATERIAL		APPLICATION SPEC 114-32127		CAGE CODE 00779													
FINISH		WEIGHT		DRAWING NO C-2273096													
		CUSTOMER DRAWING		RESTRICTED TO													
		SCALE NTS		SHEET 1 OF 1													
				REV A2													