

WPD 110 1X70+1X35/6X16 GY**Weidmüller Interface GmbH & Co. KG**

Klingenbergstraße 26

D-32758 Detmold

Germany

www.weidmueller.com**Building installation wiring**

For building installations, we offer a complete system that revolves around the 10×3 copper rail and comprises perfectly coordinated components: from installation terminal blocks, neutral conductor terminal blocks and distribution terminal blocks to comprehensive accessories such as busbars and busbar holders.

General ordering data

Version	W-Series, Distribution block, Rated cross-section: 70 mm ² , Screw connection, Terminal rail / mounting plate
Order No.	2603810000
Type	WPD 110 1X70+1X35/6X16 GY
GTIN (EAN)	4050118654523
Qty.	1 pc(s).

Creation date January 10, 2022 10:09:08 PM CET

Catalogue status 17.12.2021 / We reserve the right to make technical changes.

WPD 110 1X70+1X35/6X16 GY
Weidmüller Interface GmbH & Co. KG

Klingenbergstraße 26

D-32758 Detmold

Germany

www.weidmueller.com

Technical data
Dimensions and weights

Depth	63 mm	Depth (inches)	2.48 inch
Height	69.75 mm	Height (inches)	2.746 inch
Width	38.5 mm	Width (inches)	1.516 inch
Net weight	277 g		

Temperatures

Storage temperature	-25 °C...55 °C	Continuous operating temp., min.	-50 °C
Continuous operating temp., max.	130 °C		

Material data

Material	Wemid	Colour	Light Grey
UL 94 flammability rating	V-0		

System specifications

Version	Screw connection	End cover plate required	No
Number of potentials	1	Number of levels	1
Number of clamping points per level	8	Rail	TS 35, Mounting plate
N-function	No	PE function	No
PEN function	No		

Additional technical data

Installation advice	Terminal rail / mounting plate	Open sides	closed
Snap-on	Yes	Type of mounting	Snap-on

Conductors for clamping (rated connection)

Connection direction	on side	Number of connections	8
Type of connection	Screw connection		

General

Installation advice	Terminal rail / mounting plate	Number of poles	1
Rail	TS 35, Mounting plate	Standards	IEC 60947-7-1

Rating data

Rated cross-section	70 mm ²	Rated voltage	1,000 V
Rated AC voltage	1,000 V	Rated DC voltage	1,500 V DC
Rated current	200 A	Standards	IEC 60947-7-1
Rated impulse withstand voltage	8 kV	Pollution severity	3
Surge voltage category	III		

Classifications

ETIM 6.0	EC000897	ETIM 7.0	EC000897
ETIM 8.0	EC000897	ECLASS 9.0	27-14-11-20
ECLASS 9.1	27-14-11-20	ECLASS 10.0	27-14-11-20
ECLASS 11.0	27-14-11-20		

Creation date January 10, 2022 10:09:08 PM CET

Catalogue status 17.12.2021 / We reserve the right to make technical changes.

Data sheet

WPD 110 1X70+1X35/6X16 GY

Weidmüller Interface GmbH & Co. KG
Klingenbergstraße 26
D-32758 Detmold
Germany

www.weidmueller.com

Technical data

Downloads

Approval/Certificate/Document of
Conformity

[DNV Certificate](#)

Catalogues

[Catalogues in PDF-format](#)

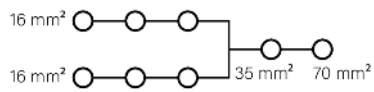
Data sheet

WPD 110 1X70+1X35/6X16 GY

Weidmüller Interface GmbH & Co. KG
Klingenbergstraße 26
D-32758 Detmold
Germany

www.weidmueller.com

Drawings



Power distribution

Screw connection

W-Series

WPD 110 1X70+1X35/6X16 GY



Width / Height / Depth	mm
max. current / max. conductor	A/mm ²
max. clamping range	mm ²

Technical data

Rated data		
Rated voltage		V
Rated current		A
for wire cross-section	70 mm ²	mm ²
Rated impulse withstand voltage / Pollution severity		
Overvoltage category / UL 94 flammability rating		
Approvals		
Clamped conductors (H05V/H07V)		
Solid / Stranded	70 mm ²	mm ²
	35 mm ²	mm ²
	16 mm ²	mm ²
Flexible with ferrule	70 mm ²	mm ²
	35 mm ²	mm ²
	16 mm ²	mm ²
Stripping length / Blade size	70 mm ²	mm/-
	35 mm ²	mm/-
	16 mm ²	mm/-
Tightening torque		Nm
Note		

Ordering data

Version	
	light grey
	blue
	green
Note	

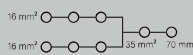
Accessories

End bracket	
	dark beige
	dark beige
Screwdriver	

WPD 110

70 mm²


38.5 / 63 / 69.5	
192 / 70	
1.5...70	



IEC 60947-7-1

IEC	UL	CSA	EN 60079-7
1000			
192			
70			
	8 kV / 3		
	III / V-0		

Rated connection

10...70 / 4...35
4...35 / 4...35
1.5...16 / 1.5...16
6...50
2.5...25
1.5...10
27 / M10
26 / M8
13 / M6




see appendix at the end of the chapter









Type	Qty.	Order No.
WPD 110 1X70+1X35/6X16 GY		2603810000
WPD 110 1X70+1X35/6X16 BL		2603820000
WPD 110 1X70+1X35/6X16 GN		2603830000




Type	Qty.	Order No.
WEW 35/2	100	1061200000
AEB 35 SC/1	50	1991920000
Screwdriver		
SDK PZ2 X 100	1	2749450000

Conductor connection data according to DIN EN 60998-1 (Cu), IEC 61238-1 class A (Cu+Al)

Input	Copper		Aluminium
1x 70 mm ²			
70 mm ²	10 Nm	10 Nm	12 Nm
50 mm ²			
35 mm ²			
25 mm ²			
16 mm ²			
10 mm ²			
6 mm ²			
Stripping lengths	27 mm		
Screw	M10 (+/- PZ2)		

Input	Copper		Aluminium
1x 35 mm ²			
35 mm ²	6 Nm	6 Nm	
25 mm ²			
16 mm ²			
10 mm ²			
6 mm ²			
4 mm ²			
2,5 mm ²			
Stripping lengths	26 mm		
Screw	M8 (+/- PZ2)		

Output	Copper		Aluminium
6x 16 mm ²			
16 mm ²	3 Nm	3 Nm	10 Nm
10 mm ²			
6 mm ²			
4 mm ²			
2,5 mm ²			
1,5 mm ²			
Stripping lengths	13 mm		
Screw	M6 (+/- PZ2)		

 Stranded
  Solid
  Flexible with ferrule

B

