

16A, 20V - 100V Schottky Barrier Rectifier

FEATURES

- AEC-Q101 qualified available
- Low power loss, high efficiency
- Guard ring for over-voltage protection
- High surge current capability
- UL Recognized File # E-326243
- RoHS Compliant
- Halogen-free according to IEC 61249-2-21


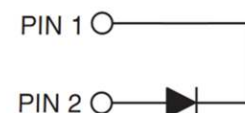
APPLICATIONS

- Switching mode power supply (SMPS)
- Adapters
- DC to DC converter

MECHANICAL DATA

- Case: ITO-220AC
- Molding compound meets UL 94V-0 flammability rating
- Terminal: Matte tin plated leads, solderable per J-STD-002
- Mounting torque: 0.56 N·m maximum
- Meet JESD 201 class 2 whisker test
- Polarity: As marked
- Weight: 1.70g (approximately)

KEY PARAMETERS		
PARAMETER	VALUE	UNIT
I_F	16	A
V_{RRM}	20 - 100	V
I_{FSM}	275	A
T_{JMAX}	125, 150	°C
Package	ITO-220AC	
Configuration	Single die	


ITO-220AC


ABSOLUTE MAXIMUM RATINGS ($T_A = 25^\circ\text{C}$ unless otherwise noted)									
PARAMETER	SYMBOL	SRAF 1620	SRAF 1630	SRAF 1640	SRAF 1650	SRAF 1660	SRAF 1690	SRAF 16100	UNIT
Marking code on the device		SRAF 1620	SRAF 1630	SRAF 1640	SRAF 1650	SRAF 1660	SRAF 1690	SRAF 16100	
Repetitive peak revers voltage	V_{RRM}	20	30	40	50	60	90	100	V
Reverse voltage total rms value	$V_{R(RMS)}$	14	21	28	35	42	63	70	V
Forward current	I_F	16							A
Surge peak forward current, 8.3ms single half sine wave superimposed on rated load	I_{FSM}	275							A
Critical rate of rise of off-state voltage	dv/dt	10,000							V/ μs
Junction temperature	T_J	-55 to +125			-55 to +150				°C
Storage temperature	T_{STG}	-55 to +150							

THERMAL PERFORMANCE			
PARAMETER	SYMBOL	TYP	UNIT
Junction-to-case resistance	$R_{\theta JC}$	4	°C/W

ELECTRICAL SPECIFICATIONS ($T_A = 25^\circ\text{C}$ unless otherwise noted)							
PARAMETER		CONDITIONS	SYMBOL	TYP	MAX	UNIT	
Forward voltage ⁽¹⁾	SRAF1620 SRAF1630 SRAF1640	$I_F = 16\text{A}, T_J = 25^\circ\text{C}$	V_F	-	0.55	V	
	SRAF1650 SRAF1660			-	0.70	V	
	SRAF1690 SRAF16100			-	0.92	V	
Reverse current @ rated V_R ⁽²⁾	SRAF1620 SRAF1630 SRAF1640 SRAF1650 SRAF1660	$T_J = 25^\circ\text{C}$	I_R	-	500	μA	
	SRAF1690 SRAF16100			-	100	μA	
	SRAF1620 SRAF1630 SRAF1640	$T_J = 100^\circ\text{C}$		-	15	mA	
	SRAF1650 SRAF1660			-	10	mA	
	SRAF1690 SRAF16100			-	-	mA	
	SRAF1620 SRAF1630 SRAF1640 SRAF1650 SRAF1660			$T_J = 125^\circ\text{C}$	-	-	mA
	SRAF1690 SRAF16100				-	5	mA

Notes:

1. Pulse test with $PW = 0.3\text{ms}$
2. Pulse test with $PW = 30\text{ms}$

ORDERING INFORMATION		
ORDERING CODE ⁽¹⁾⁽²⁾	PACKAGE	PACKING
SRAF16x	ITO-220AC	50 / Tube
SRAF16xH	ITO-220AC	50 / Tube

Notes:

1. "x" defines voltage from 20V(SRAF1620) to 100V(SRAF16100)
2. "H" means AEC-Q101 qualified

CHARACTERISTICS CURVES

($T_A = 25^\circ\text{C}$ unless otherwise noted)

Fig.1 Forward Current Derating Curve

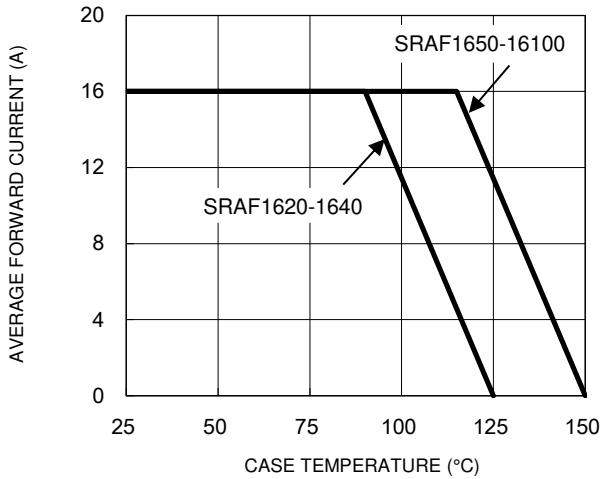


Fig.2 Typical Junction Capacitance

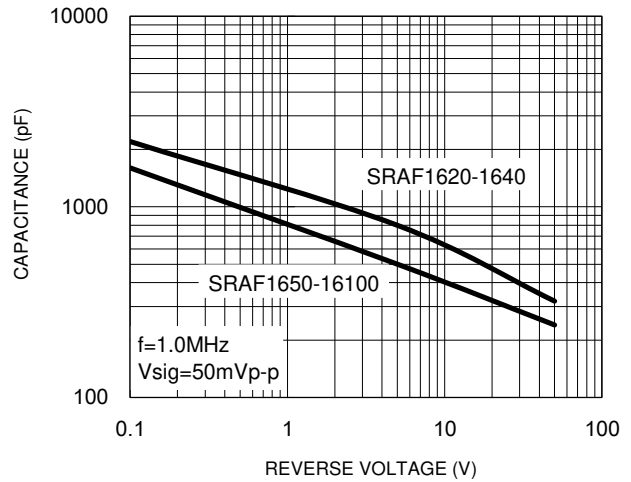


Fig.3 Typical Reverse Characteristics

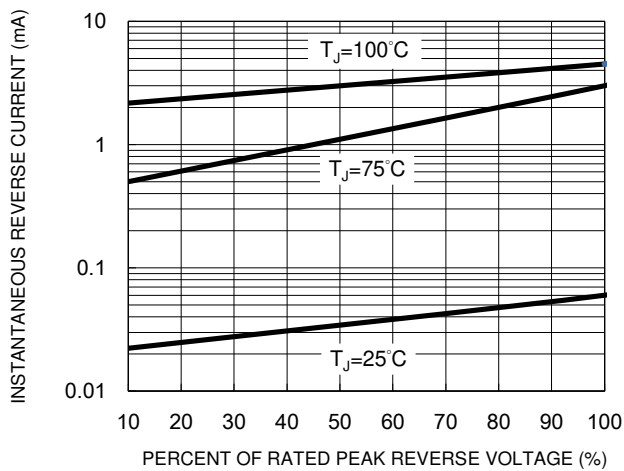


Fig.4 Typical Forward Characteristics

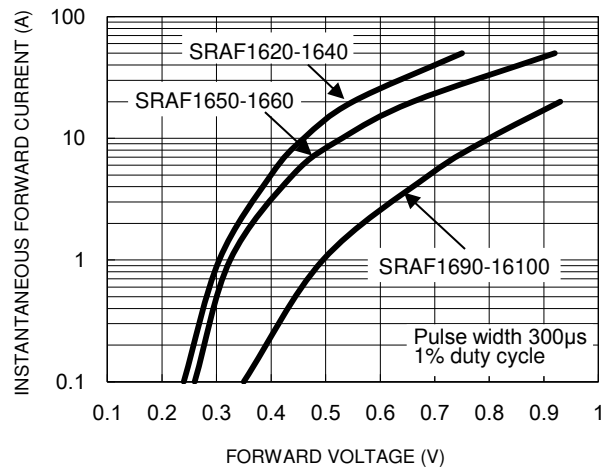
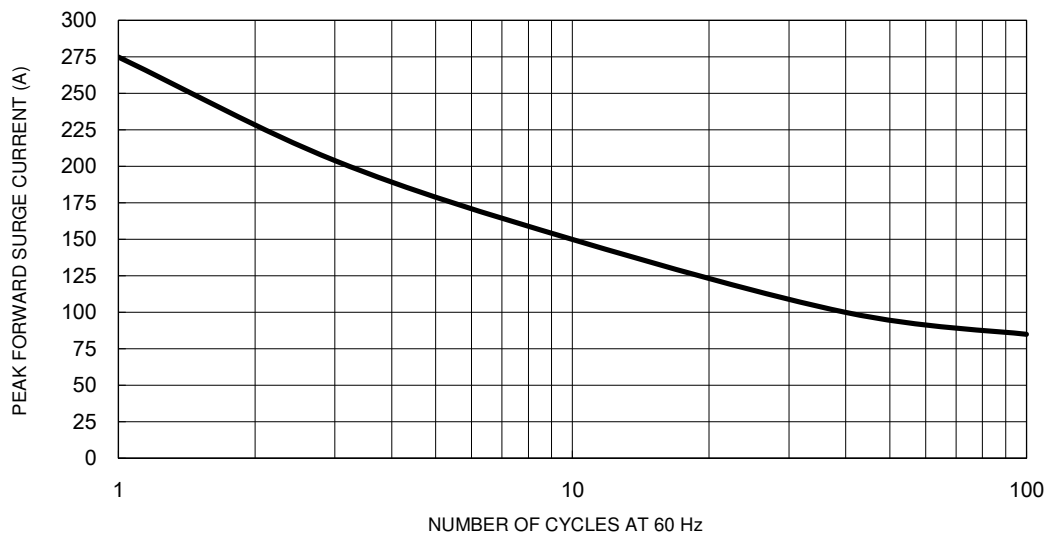


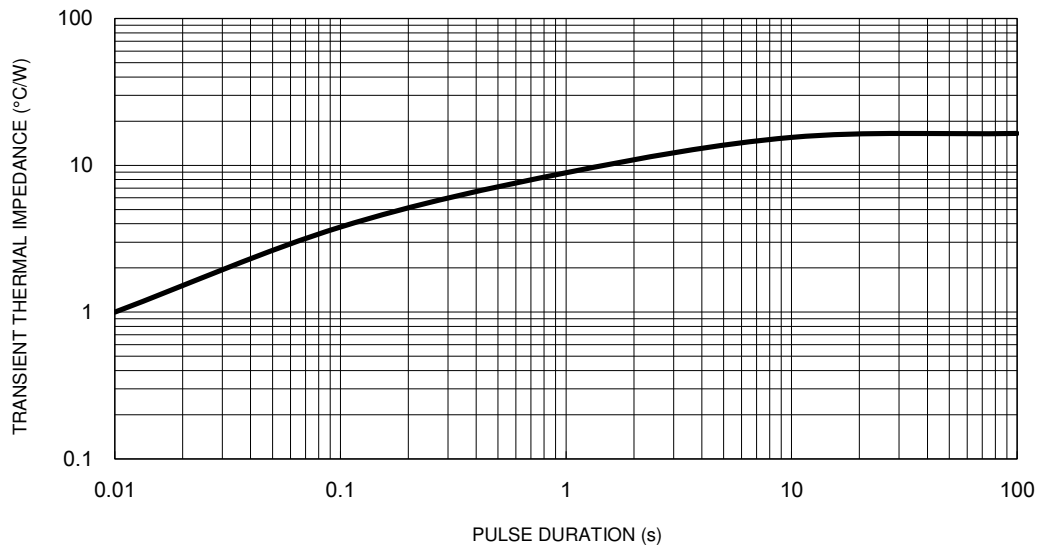
Fig.5 Maximum Non-Repetitive Forward Surge Current



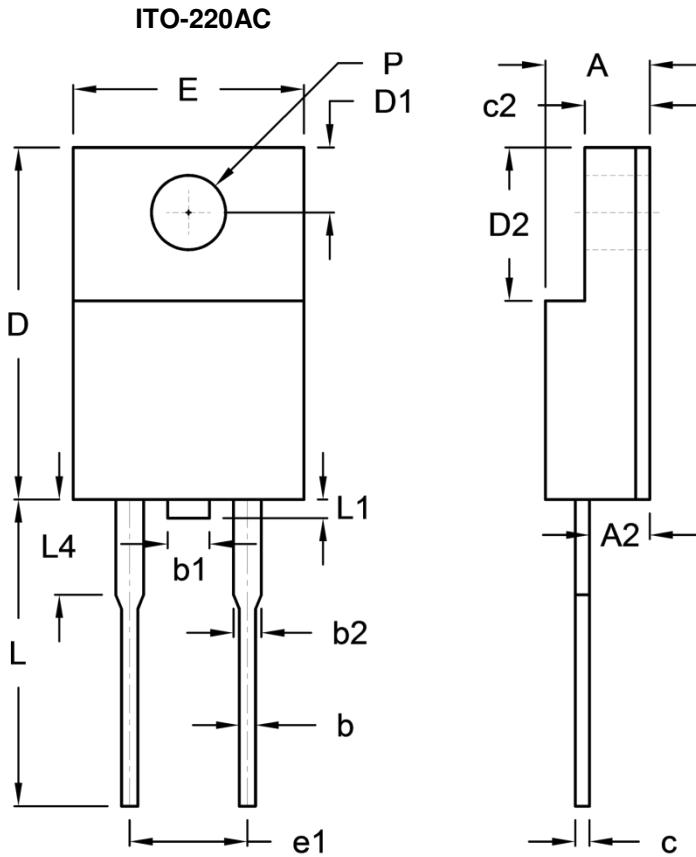
CHARACTERISTICS CURVES

($T_A = 25^\circ\text{C}$ unless otherwise noted)

Fig.6 Typical Transient Thermal Characteristics



PACKAGE OUTLINE DIMENSIONS



DIM.	Unit (mm)		Unit (inch)	
	Min.	Max.	Min.	Max.
A	4.30	4.70	0.169	0.185
A2	2.30	2.90	0.091	0.114
b	0.50	0.90	0.020	0.035
b1	-	1.80	-	0.071
b2	0.95	1.45	0.037	0.057
c	0.46	0.76	0.018	0.030
c2	2.50	3.10	0.098	0.114
D	14.80	15.50	0.583	0.610
D1	2.40	3.20	0.094	0.126
D2	6.30	6.90	0.248	0.272
E	9.60	10.30	0.378	0.406
e1	4.95	5.20	0.195	0.205
L	12.60	13.80	0.496	0.543
L1	0.00	1.60	0.000	0.063
L4	-	4.10	-	0.161
P	3.00	3.40	0.118	0.134

MARKING DIAGRAM



- P/N = Marking Code
- G = Green Compound
- YWW = Date Code
- F = Factory Code

Notice

Specifications of the products displayed herein are subject to change without notice. TSC or anyone on its behalf assumes no responsibility or liability for any errors or inaccuracies.

Purchasers are solely responsible for the choice, selection, and use of TSC products and TSC assumes no liability for application assistance or the design of Purchasers' products.

Information contained herein is intended to provide a product description only. No license, express or implied, to any intellectual property rights is granted by this document. Except as provided in TSC's terms and conditions of sale for such products, TSC assumes no liability whatsoever, and disclaims any express or implied warranty, relating to sale and/or use of TSC products including liability or warranties relating to fitness for a particular purpose, merchantability, or infringement of any patent, copyright, or other intellectual property right.

The products shown herein are not designed for use in medical, life-saving, or life-sustaining applications. Customers using or selling these products for use in such applications do so at their own risk and agree to fully indemnify TSC for any damages resulting from such improper use or sale.