



Main

Product Range	Harmony
Product Type	Power relay
Switch Function	SPDT
Contacts Material	Silver alloy contacts
[Uc] Control Circuit Voltage	5 V DC
Maximum Switching Voltage	277 V AC 28 V DC

Complementary

Load Current	30 A NO 20 A NC
Operating Position	Any position
Rated Power in VA	470 VA at 240 V, NO on pilot duty 275 VA at 240 V, NC on pilot duty
Network Frequency	50-60 Hz
Rated Power in HP	1 Hp at 125 V AC, NO 2 Hp at 250 V AC, NO 0.25 Hp at 125 V AC, NC 0.5 hp at 250 V AC, NC
Minimum Switching Capacity	5 W at 1 A, 5 V DC 12 VA at 1 A, 12 V AC
Rated Operational Current	30 A at 240 V AC-1 (NO) 20 A at 240 V AC-1 (NC) 30 A at 28 V DC (NO) (on resistive load) 10 A at 28 V DC (NC) (on resistive load) 22 A at 120 V AC-8a (NO) (full load) 98 A at 120 V AC-8a (NO) (locked rotor) 30 A at 240 V AC-8a (NO) (full load) 80 A at 240 V AC-8a (NO) (locked rotor) 12 A at 240 V AC-8a (NC) (full load) 30 A at 240 V AC-8a (NC) (locked rotor) 10 A at 277 V AC-8a (NC) (full load) 33 A at 277 V AC-8a (NC) (locked rotor) 10 A at 277 V AC-5a (NO) (ballast) 3 A at 277 V AC-5a (NC) (ballast)
Control Circuit Voltage Limits	0.8...1.1 Uc
Average Resistance	27 Ohm at 73 °F (23 °C) +/- 10 %
Connections Terminals	Faston terminals contact terminal AWG 12...AWG 10, connection size: 6.35 x 0.8 mm Faston terminals coil terminal AWG 22...AWG 14, connection size: 4.8 x 0.5 mm
Drop-out Voltage Threshold	>= 0.1 Uc
Average Coil Consumption	0.9 W
Rated Impulse Withstand Voltage	4 kV 1.2/50 µs

Electrical Durability	100000 Cycles, 30 A at 240 V, AC-1 NO 50000 Cycles for resistive load, 30 A at 28 V, DC NO 30000 Cycles for full load, 22 A at 120 V, AC-8a NO 30000 Cycles for full load, 30 A at 240 V, AC-8a NO 1000 Cycles for motor load NO 6000 Cycles for ballast load, 10 A at 277 V, AC-5a NO 100000 Cycles, 20 A at 240 V, AC-1 NC 100000 Cycles for resistive load, 10 A at 28 V, DC NC 30000 Cycles for full load, 12 A at 240 V, AC-8a NC 30000 Cycles for full load, 10 A at 277 V, AC-8a NC 1000 Cycles for motor load NC 6000 cycles for ballast load, 3 A at 277 V, AC-5a NC
Mechanical Durability	10000000 cycles
Operate Time	20 ms
Release Time	10 ms
Dielectric Strength	2500 V AC between coil and contact 1500 V between contacts with micro disconnection
Rated Insulation Voltage	320 V
Mounting Support	Panel flange
Protection Category	RT III
Product Weight	0.07 lb(US) (0.032 kg)

Environment

Shock Resistance	10 gn operating 100 gn not operating
Pollution Degree	3
Vibration Resistance	+/- 0.75 mm 10...55 Hz operating +/- 0.75 mm 10...55 Hz not operating
Ambient Temperature Range - Operational	-40...104 °F (-40...40 °C)
Ambient Temperature Range - Storage	-40...185 °F (-40...85 °C)
Product Certifications	UL
Height	1.97 in (50 mm)
Width	1.07 in (27.3 mm)
Depth	1.09 in (27.8 mm)
Standards	UL 60947-4-1







Ordering and shipping details

Category	21127 - ZELIO ICE CUBE RELAYS
Discount Schedule	CP2
GTIN	3606489915391
Nbr. of units in pkg.	1
Package weight(Lbs)	1.13 oz (32 g)
Returnability	Yes
Country of origin	CN

Packing Units

Unit Type of Package 1	PCE
Package 1 Height	1.09 in (2.78 cm)
Package 1 width	1.07 in (2.72 cm)
Package 1 Length	1.97 in (5 cm)

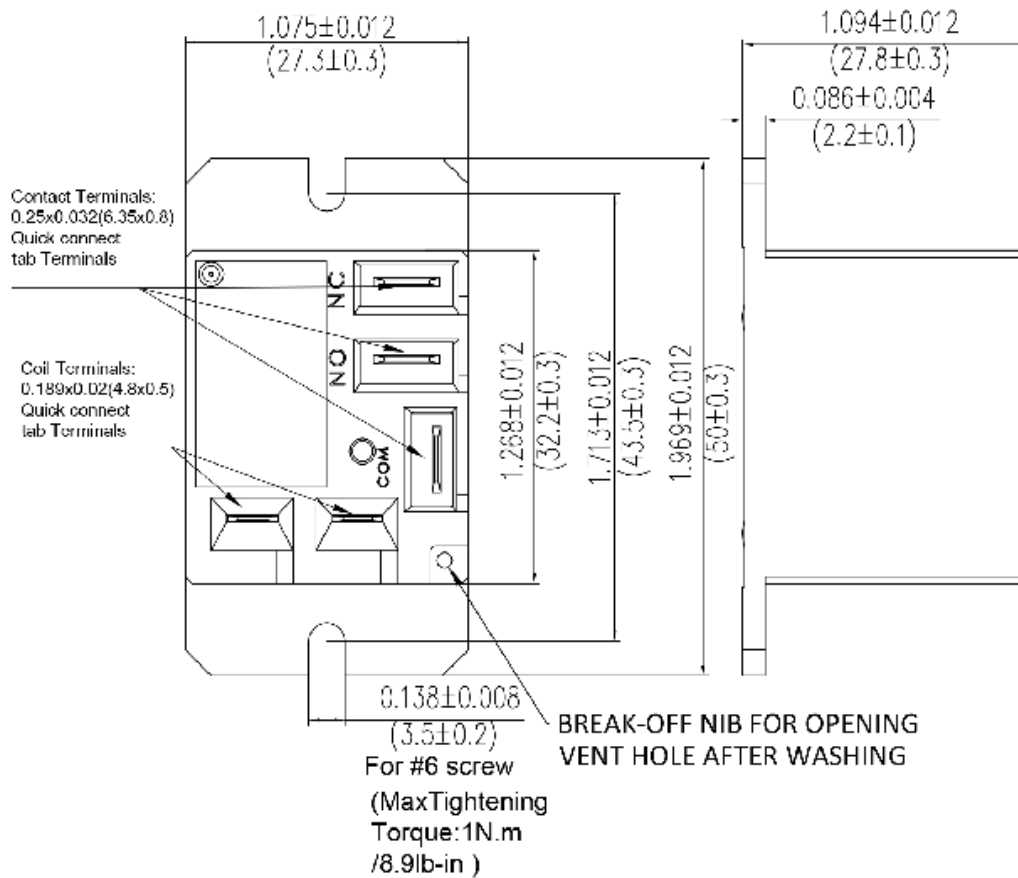
Offer Sustainability

Sustainable offer status	Green Premium product
California proposition 65	WARNING: This product can expose you to chemicals including: Lead and lead compounds, which is known to the State of California to cause cancer and birth defects or other reproductive harm. For more information go to www.P65Warnings.ca.gov
REACH Regulation	 REACH Declaration
REACH free of SVHC	Yes
EU RoHS Directive	Compliant  EU RoHS Declaration
Toxic heavy metal free	Yes
Lead free	Yes
Mercury free	Yes
RoHS exemption information	 Yes
China RoHS Regulation	 China RoHS Declaration
Environmental Disclosure	 Product Environmental Profile
Circularity Profile	 End Of Life Information
WEEE	The product must be disposed on European Union markets following specific waste collection and never end up in rubbish bins.
PVC free	Yes
Silicon free	Yes
Phenolic free solution	Yes

Approximate Dimensions

1C

Unit:
in.
(mm)



Connections and Wiring Diagrams

