



Cover for position switch Metal 3SE52, for Enclosure according to EN 50047, 31 mm Color yellow

product designation	cover for enclosure 50047, metal, yellow
General technical data	
product function positive opening	Yes
insulation voltage rated value	400 V
protection class IP	IP66/IP67
shock resistance	
• according to IEC 60068-2-27	30g / 11 ms
vibration resistance	
• according to IEC 60068-2-6	0.35 mm/5g
Substance Prohibitation (Date)	07/01/2006
length of the sensor	53 mm
width of the sensor	31 mm
design of the interface for safety-related communication	without
Enclosure	
design of the housing	block, narrow
material of the enclosure	metal
coating of the enclosure	cathodic dip coating
Drive Head	
design of the actuating element	without
Connections/ Terminals	
type of electrical connection	screw-type terminals
Communication/ Protocol	
design of the interface	without
Ambient conditions	
ambient temperature	
• during operation	-25 ... +85 °C
• during storage	-40 ... +90 °C
explosion protection category for dust	none
Installation/ mounting/ dimensions	
mounting position	any
fastening method	screw fixing
Certificates/ approvals	
General Product Approval	






[Confirmation](#)



[KC](#)



General Product Approval	Functional Safety/Safety of Machinery	Declaration of Conformity	Test Certificates	other
	Type Examination Certificate	 <small>EG-Konf.</small>		Type Test Certificates/Test Report
				Confirmation

Further information

Information- and Downloadcenter (Catalogs, Brochures,...)

<https://www.siemens.com/ic10>

Industry Mall (Online ordering system)

<https://mall.industry.siemens.com/mall/en/en/Catalog/product?mlfb=3SE5210-0AA00-1AG0>

Cax online generator

<http://support.automation.siemens.com/WW/CAXorder/default.aspx?lang=en&mlfb=3SE5210-0AA00-1AG0>

Service&Support (Manuals, Certificates, Characteristics, FAQs,...)

<https://support.industry.siemens.com/cs/ww/en/ps/3SE5210-0AA00-1AG0>

Image database (product images, 2D dimension drawings, 3D models, device circuit diagrams, EPLAN macros, ...)

http://www.automation.siemens.com/bilddb/cax_de.aspx?mlfb=3SE5210-0AA00-1AG0&lang=en

last modified:

1/26/2022 