


## Data sheet | Item number: 294-4045

Lighting connector; push-button, external; without ground contact; 5-pole;  
Lighting side: for solid conductors; Inst. side: for all conductor types; max.  
2.5 mm<sup>2</sup>; Surrounding air temperature: max 85°C (T85); 2,50 mm<sup>2</sup>; white

[www.wago.com/294-4045](http://www.wago.com/294-4045)



Color:



### Item description

- External connection of solid, stranded and fine-stranded conductors
- Universal conductor termination (AWG, metric)
- Third contact located at the bottom of internal connection end

—  
Subject to changes. Please also observe the further product documentation!

---

WAGO GmbH & Co. KG  
Hansastr. 27  
32423 Minden  
Phone: +49571 887-0 | Fax: +49571 887-169  
Email: [info.de@wago.com](mailto:info.de@wago.com) | Web: [www.wago.com](http://www.wago.com)

Do you have any questions about our products?  
We are always happy to take your call at +49 (571) 887-44222.

- Strain relief plate can be retrofitted

## Data

### Electrical data

#### Ratings per IEC/EN

Ratings per	IEC/EN 60998-1
Ratings (note)	Connection points
Nominal voltage (II/2)	500 V
Rated surge voltage (II/2)	4 kV
Rated current	24 A
Legend (ratings)	(II / 2) $\triangleq$ Overvoltage category II / Pollution degree 2

#### Ratings per IEC/EN 2

Ratings per 2	IEC/EN 60998-2-2
Ratings (note) 2	Connection points
Rated voltage (II/2) 2	500 V
Rated surge voltage (II/2) 2	4 kV
Rated current 2	24 A

### Connection data

Connection points	25
Total number of potentials	5
Number of connection types	4
PE function	without PE contact

### Connection 1

Connection type 1	External 1
Connection technology	Push-in CAGE CLAMP <sup>®</sup>
Number of connection points	2
Actuation type	Push-button
Connectable conductor materials	Copper
Solid conductor	0.5 ... 2.5 mm <sup>2</sup> / 18 ... 12 AWG
Solid conductor; push-in termination	0.5 ... 2.5 mm <sup>2</sup> / 18 ... 12 AWG
Stranded conductor	0.5 ... 2.5 mm <sup>2</sup> / 18 ... 14 AWG
Fine-stranded conductor	0.5 ... 2.5 mm <sup>2</sup> / 18 ... 14 AWG

Subject to changes. Please also observe the further product documentation!



Fine-stranded conductor; with insulated ferrule	0.5 ... 1.5 mm <sup>2</sup> / 18 ... 16 AWG
Fine-stranded conductor; with uninsulated ferrule	0.5 ... 1.5 mm <sup>2</sup> / 18 ... 16 AWG
Fine-stranded conductor; with ferrule; push-in termination	0.5 mm <sup>2</sup> / 18 AWG
Strip length	8 ... 9 mm / 0.31 ... 0.35 inches
Pole number	5
Wiring direction	Side-entry wiring

### Connection 2

Connection type 2	Internal 2
Connection technology 2	PUSH WIRE <sup>®</sup>
Number of connection points 2	1
Actuation type 2	Push-in
Solid conductor 2	0.5 ... 2.5 mm <sup>2</sup> / 18 ... 14 AWG
Fine-stranded conductor; with insulated ferrule 2	0.5 ... 1 mm <sup>2</sup> / 18 ... 16 AWG
Fine-stranded conductor; with uninsulated ferrule 2	0.5 ... 1.5 mm <sup>2</sup> / 18 ... 14 AWG
Strip length 2	8 ... 9 mm / 0.31 ... 0.35 inches

### Connection 3

Connection type 3	Internal 3
Connection technology 3	PUSH WIRE <sup>®</sup>
Number of connection points 3	1
Actuation type 3	Push-in
Solid conductor 3	0.5 ... 1.5 mm <sup>2</sup> / 18 ... 16 AWG
Fine-stranded conductor; with insulated ferrule 3	0.5 ... 0.75 mm <sup>2</sup> / 18 AWG
Fine-stranded conductor; with uninsulated ferrule 3	0.5 ... 1 mm <sup>2</sup> / 18 AWG
Strip length 3	8 ... 9 mm / 0.31 ... 0.35 inches

### Connection 4

Connection type 4	Internal 4
Connection technology 4	PUSH WIRE <sup>®</sup>
Number of connection points 4	1
Actuation type 4	Push-in
Solid conductor 4	0.5 ... 0.75 mm <sup>2</sup> / 18 AWG
Strip length 4	8 ... 9 mm / 0.31 ... 0.35 inches

Subject to changes. Please also observe the further product documentation!



## Physical data

Pin spacing	10 mm / 0.394 inches
Width	50 mm / 1.969 inches
Height from the surface	17 mm / 0.669 inches
Depth	27.3 mm / 1.075 inches

## Mechanical Data

Marking	5-4-3-2-1
Mounting type	Without snap-in mounting feet

## Material Data

Note (material data)	Information on material specifications can be found here
Color	white
Material group	Illa
Insulation material	Polycarbonate (PC)
Flammability class per UL94	V0
Clamping spring material	Chrome-nickel spring steel (CrNi)
Contact material	Electrolytic copper (E <sub>Cu</sub> )
Contact plating	Tin
Fire load	0.301 MJ
Halogen-free	Yes
Weight	15.2 g

## Environmental requirements

Temperature stability	120 °C
T marking	T85

## Commercial data

Product Group	8 (Misc. Chassis Mount Blocks)
eCl@ss 10.0	27-14-11-06
eCl@ss 9.0	27-14-11-06
ETIM 8.0	EC001284
ETIM 7.0	EC001284

Subject to changes. Please also observe the further product documentation!

WAGO GmbH & Co. KG  
Hansastr. 27  
32423 Minden  
Phone: +49571 887-0 | Fax: +49571 887-169  
Email: [info.de@wago.com](mailto:info.de@wago.com) | Web: [www.wago.com](http://www.wago.com)

Do you have any questions about our products?  
We are always happy to take your call at +49 (571) 887-44222.



PU (SPU)	250 pcs
Packaging type	Foil
Country of origin	CH
GTIN	4050821097785
Customs tariff number	85369010000

## Environmental Product Compliance

CAS-No.	131651-65-5 144317-44-2 220133-51-7 220689-12-3 25628-08-4 29420-49-3 375-73-5 503155-89-3 507453-86-3 68259-10-9
REACH Candidate List Substance	Perfluorobutane sulfonic acid (PFBS) and its salts
RoHS Compliance Status	Compliant, With Exemption
RoHS Exemption	6(c) 7(a) 7(c)-I 7(c)-II
SCIP notification number (Austria)	b6a04468-23d1-41b5-9924-2990b203786c
SCIP notification number (Belgium)	41561e0c-2f50-4255-a3c1-647fa9cb1c61
SCIP notification number (Bulgaria)	9f4707b1-4022-41ba-be96-6ceafda008f6
SCIP notification number (Czech Republic)	4f6b0943-dcc6-4859-a4bf-d4b16f9b4e4e
SCIP notification number (Denmark)	66d226ea-761f-41f5-b160-8ab15fb6bca8
SCIP notification number (Finland)	f720d1e6-0129-4b96-a103-174819d27dc4
SCIP notification number (France)	db411323-d200-4b6c-842f-384faaf3f2bb
SCIP notification number (Germany)	23104880-4b6c-4a00-81fe-905a6d82b98e
SCIP notification number (Hungary)	87368c7d-a41d-47a3-a426-35e51151660d
SCIP notification number (Italy)	b7b16a4d-fbd9-488b-a1f7-e69f52d10e4b
SCIP notification number (Netherlands)	e1663b97-efc4-46af-ba76-8256e9d166e9
SCIP notification number (Poland)	aaacdc27-958a-4d06-9c58-42beb13879ed
SCIP notification number (Romania)	19e7534c-a6f0-4249-a9d3-886b1d8b5990
SCIP notification number (Sweden)	4008938d-d52d-4751-892a-4390b4012912

## Approvals / Certificates

### General approvals

Subject to changes. Please also observe the further product documentation!

WAGO GmbH & Co. KG  
Hansastr. 27  
32423 Minden  
Phone: +49571 887-0 | Fax: +49571 887-169  
Email: [info.de@wago.com](mailto:info.de@wago.com) | Web: [www.wago.com](http://www.wago.com)

Do you have any questions about our products?  
We are always happy to take your call at +49 (571) 887-44222.



Logo	Approval	Additional Approval Text	Certificate name
	ENEC 05 DEKRA Certification B.V.	EN 60998	2128791.01

#### Declarations of conformity and manufacturer's declarations

Logo	Approval	Additional Approval Text	Certificate name
	<b>EU-Declaration of Conformity</b> WAGO GmbH & Co. KG	-	-
	<b>UK-Declaration of Conformity</b> WAGO GmbH & Co. KG	-	-

#### Optional accessories

##### Strain relief

Strain relief		
<b>Item no.: 294-370</b>	Strain relief; for 294 Series; with snap-in mounting feet; white	<a href="http://www.wago.com/294-370">www.wago.com/294-370</a>
<b>Item no.: 294-375</b>	Strain relief; for 294 Series; without snap-in mounting feet; white	<a href="http://www.wago.com/294-375">www.wago.com/294-375</a>

Strain relief plate		
<b>Item no.: 294-364</b>	Strain relief plate; for 294 Series; for multicore cables; 3- to 5-pole; with secured clamp; white	<a href="http://www.wago.com/294-364">www.wago.com/294-364</a>
<b>Item no.: 294-384</b>	Strain relief plate; for 294 Series; for single strands; 3- to 5-pole; with secured clamp; white	<a href="http://www.wago.com/294-384">www.wago.com/294-384</a>

Tool		
Operating tool		
<b>Item no.: 206-294</b>	Disconnection tool; green	<a href="http://www.wago.com/206-294">www.wago.com/206-294</a>

#### Downloads

##### Documentation

##### Bid Text

294-4045 X81 - Datei	2019 年2月19 日	xml 5.7 kB	Download
294-4045 doc - Datei	2017 年6月13 日	doc 29.2 kB	Download

Subject to changes. Please also observe the further product documentation!

WAGO GmbH & Co. KG  
Hansastr. 27  
32423 Minden  
Phone: +49571 887-0 | Fax: +49571 887-169  
Email: [info.de@wago.com](mailto:info.de@wago.com) | Web: [www.wago.com](http://www.wago.com)

Do you have any questions about our products?  
We are always happy to take your call at +49 (571) 887-44222.



### Additional Information

pdf  
2.3 MB      Download

### CAD/CAE-Data

#### CAD data

2D/3D Models 294-4045      URL      Download

#### CAE data

WSCAD Universe 294-4045      URL      Download

ZUKEN Portal 294-4045      URL      Download

### Environmental Product Compliance


#### Compliance Search

Environmental Product Compliance 294-4045      URL      Download

Lighting connector; push-button, external; without ground contact; 5-pole; Lighting side: for solid conductors; Inst. side: for all conductor types; max. 2.5 mm<sup>2</sup>; Surrounding air temperature: max 85°C (T85); 2,50 mm<sup>2</sup>; white

### Installation Notes

#### Installation



5-pole – without ground contact

Subject to changes. Please also observe the further product documentation!



Mounting hole for screw

**Notice:** The maximum thread diameter for self-tapping screws is 3 mm.



Hole for screw mount

**Notice:** The maximum thread diameter for self-tapping screws is 3 mm.

#### Conductor termination



#### Internal connection:

PUSH WIRE® for internal wiring with solid conductors



#### External connection:

Push-in CAGE CLAMP® for field-wiring with all conductor types


---

Subject to changes. Please also observe the further product documentation!





Terminating five conductors per pole – solid and fine-stranded.



Subject to changes. Please also observe the further product documentation!