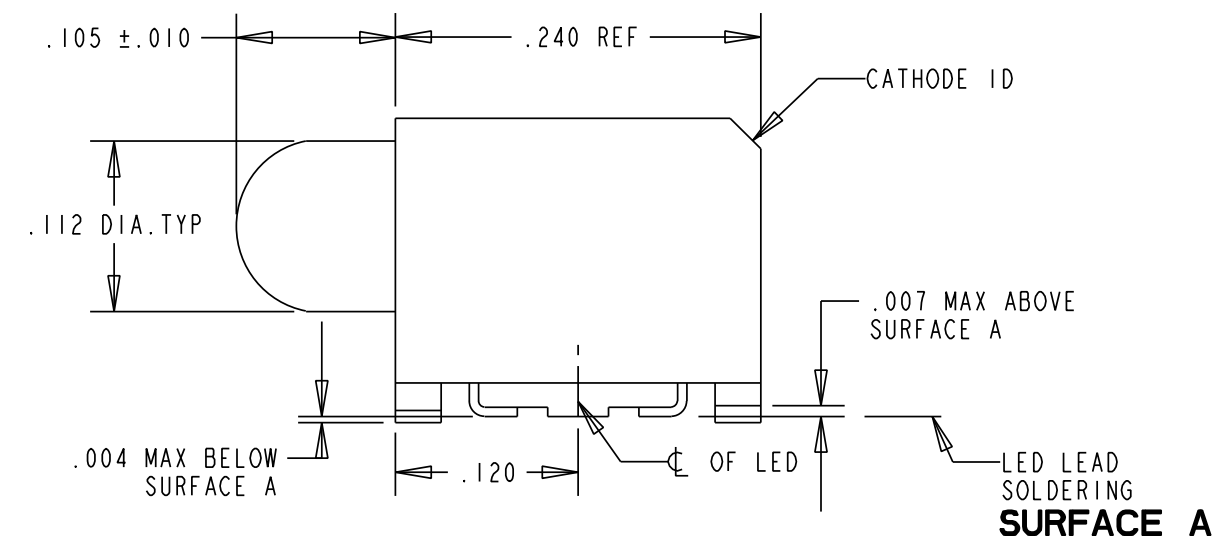
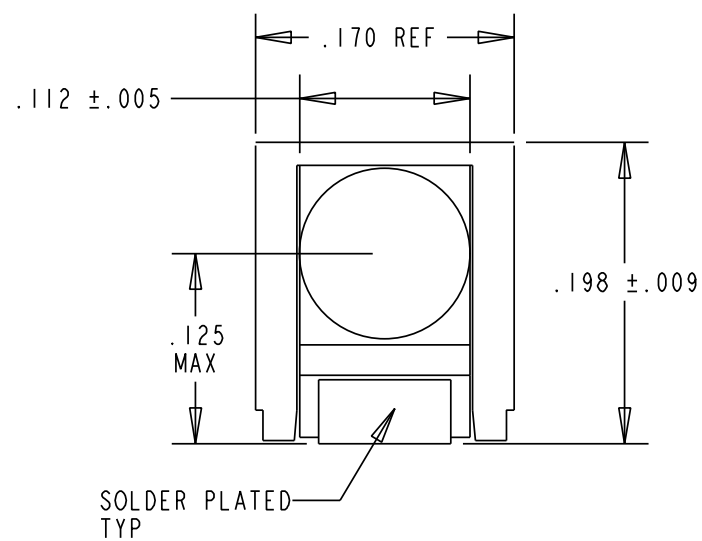
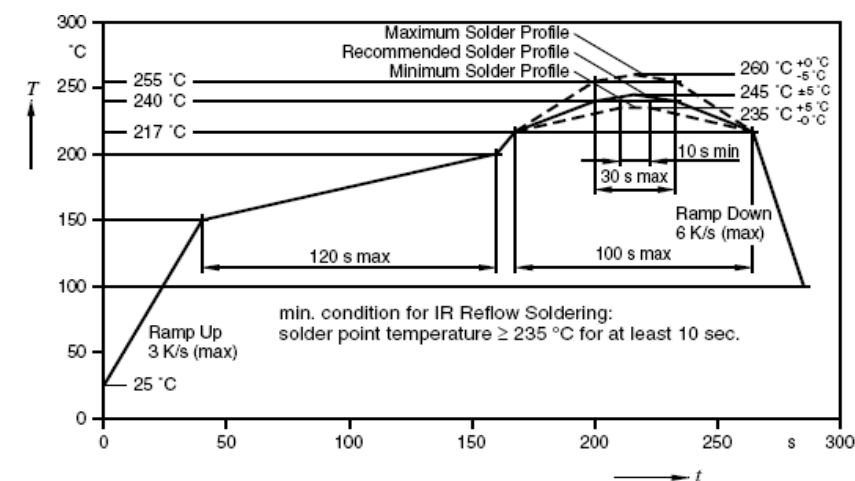


PART NUMBER	LED COLOR
591-2004-002F	RED
591-2004-007F	
591-2004-013F	
591-2304-002F	GREEN
591-2304-007F	
591-2304-013F	
591-2404-002F	YELLOW
591-2404-007F	
591-2404-013F	
591-2504-002F	ORANGE
591-2504-007F	
591-2504-013F	

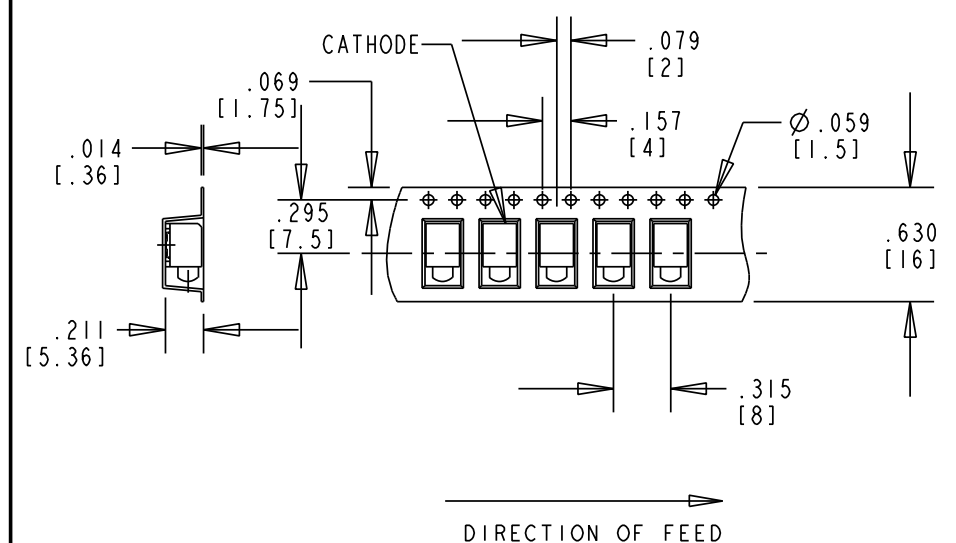
OPERATING CHARACTERISTICS AT 25°C AMBIENT							
CHARACTERISTICS	COLOR	MIN	TYP	MAX	UNITS	TEST CONDITIONS	
LUMINOUS INTENSITY	RED	6.0	11.0	16.0	mcd	$I_f = 2 \text{ mA}$	
	GREEN	3.0	5.0	8.0			
	YELLOW	8.0	14.0	20.0			
	ORANGE	9.0	16.0	24.0	mcd		$I_f = 10 \text{ mA}$
	RED	—	40	—			
	GREEN	—	22	—			
	YELLOW	—	60	—	mcd		$I_f = 2 \text{ mA}$
	ORANGE	—	70	—			
	RED	1.7	1.8	2.2			
FORWARD VOLTAGE	GREEN	1.7	1.8	2.2	V	$I_f = 2 \text{ mA}$	
	YELLOW	1.7	1.8	2.2			
	ORANGE	1.7	1.8	2.2			
	RED	—	0.01	10			
REVERSE CURRENT	GREEN	—	0.01	10	μA	$V_R = 12 \text{ V}$	
	YELLOW	—	0.01	10			
	ORANGE	—	0.01	10			
	RED	—	0.01	10			
VIEWING ANGLE		50			Degree		
DOMINANT WAVELENGTH	RED	624	630	636	nm	$I_f = 2 \text{ mA}$	
	GREEN	566	570	575			
	YELLOW	580	587	595			
	ORANGE	600	606	609			
PEAK WAVELENGTH	RED	—	643	—	nm	$I_f = 2 \text{ mA}$	
	GREEN	—	572	—			
	YELLOW	—	591	—			
	ORANGE	—	610	—			

ABSOLUTE MAXIMUM RATING AT 25°C AMBIENT		UNITS
OPERATING TEMPERATURE	-40 TO 100	°C
STORAGE TEMPERATURE	-40 TO 100	°C
JUNCTION TEMPERATURE	+125	°C
FORWARD CURRENT	20	mA
SURGE CURRENT ($t \leq 10 \mu\text{s}$, $D = 0.005$)	100	mA
REVERSE VOLTAGE	12	V
POWER CONSUMPTION	50	mW

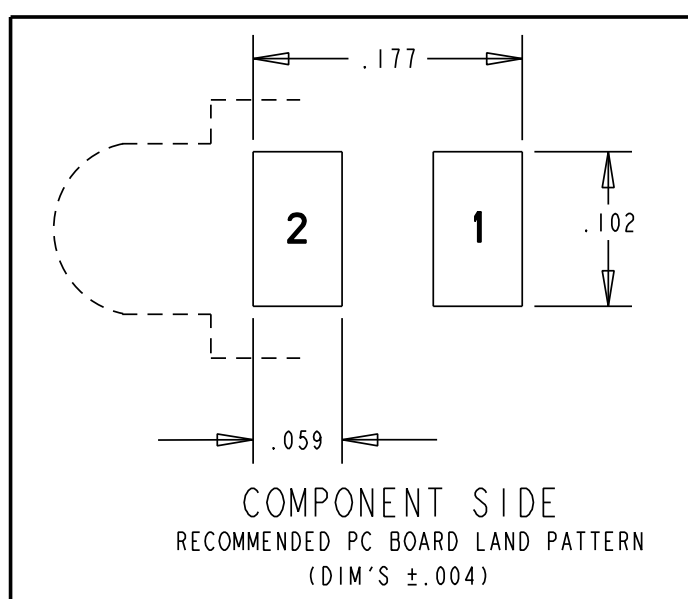
REV	ECN NO	REVISIONS	DRN	CKD	APP	DATE
A		NEW RELEASE	KLJ			



TAPING SPECIFICATION




TOLERANCE: .004 UNLESS OTHERWISE SPECIFIED
MILLIMETER DIMENSIONS SHOWN FOR REFERENCE ONLY

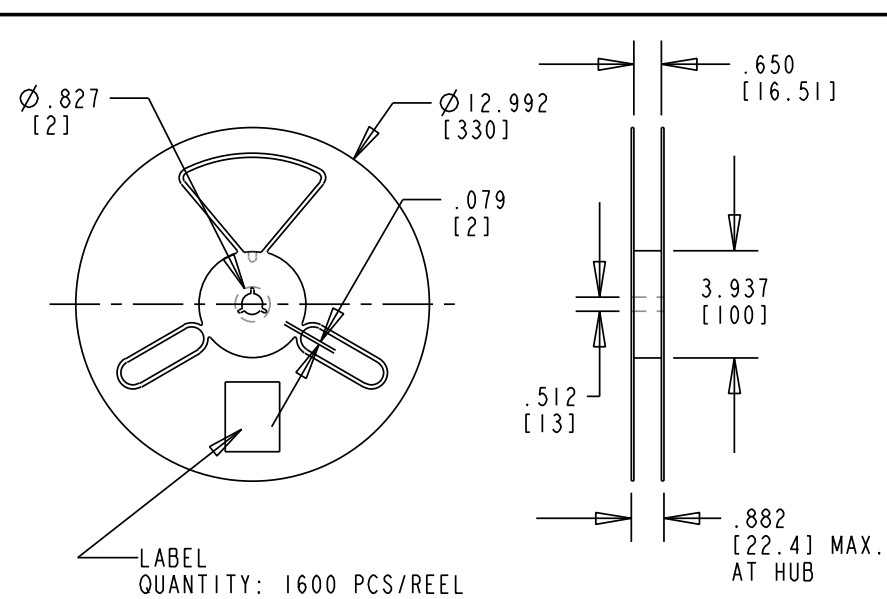


RoHS Compliant 591-2X04-OXXF

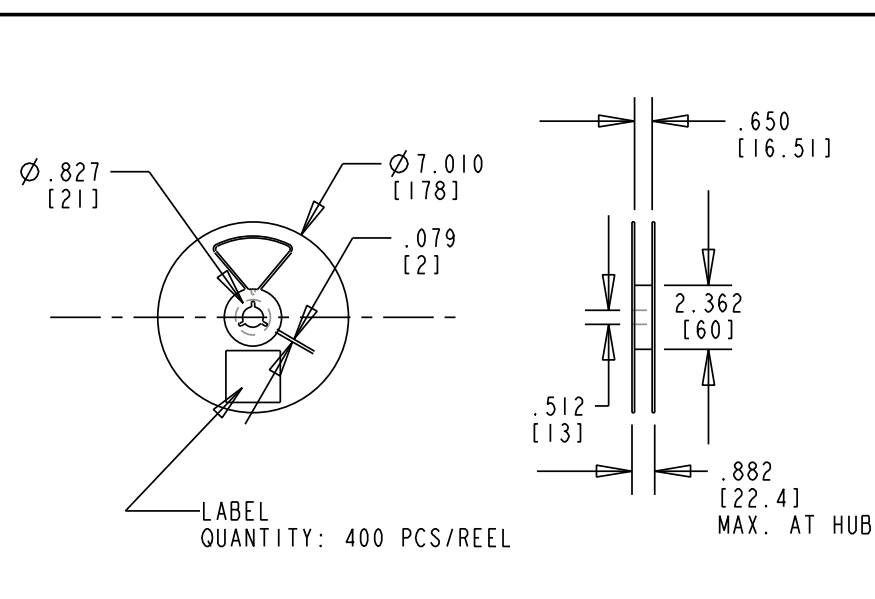
Part Numbers with the "F" suffix ending are RoHS Compliant.
Example: 591-2504-013F
Packaging is marked with "RoHS Compliant" label or equivalent markings. Parts can be reflow soldered per RoHS reflow profile, wave soldered, dip soldered or hand soldered using typical lead-free soldering process with max 260°C temp. for 5 sec.



ATTENTION:
OBSERVE PRECAUTIONS FOR
HANDLING ELECTROSTATIC
SENSITIVE DEVICES



13 INCH DIA. REEL SPECIFICATIONS



7 INCH DIA. REEL SPECIFICATIONS

NOTES :

- MILLIMETER DIMENSIONS SHOWN FOR REFERENCE ONLY
- PAD NUMBERS ARE FOR REFERENCE ONLY, DESIGNATION NON-EXISTENT ON PART
- LEAD FINISH IS 8.0±0.2 μm MATT-TIN (Sn), 0.5-1.0 μm NICKEL (Ni) ON COPPER (Cu) ALLOY.
- STORAGE CONDITIONS FOR TAPED PRODUCT: RE-TAPING MAY BE NECESSARY FOR PRODUCTS STORED MORE THAN TWELVE MONTHS
- ORDER QUANTITY IS LED ASSEMBLIES, NOT REELS
- ...-002F SUFFIX MEANS PARTS ARE PACKED ON A 20 pc SAMPLE STRIP
...-007F SUFFIX MEANS PARTS ARE PACKED ON A 7 INCH REEL, 400 pcs/REEL
...-013F SUFFIX MEANS PARTS ARE PACKED ON A 13 INCH REEL, 1600 pcs/REEL
- LENS MOVEMENT IN RELATIONSHIP TO THE HOUSING IS:
.009" T.I.R. VERTICALLY
.007" T.I.R. HORIZONTALLY
- FRONT AND REAR TERMINALS OF THE ASSEMBLY TO BE WITHIN .005 COPLANARITY
- DIALIGHT PART NUMBERS =
591-2x04-002F 591-2x04-007F 591-2x04-013F
- DEVICE HAS A MOISTURE SENSITIVITY LEVEL "2" CAUTION LABEL APPLIED AS PER JEDEC STD. 033
- THIS ASSEMBLY CONTAINS ELECTROSTATIC DISCHARGE SENSITIVE DEVICES (ESDS). MAINTAIN ALL PRECAUTIONARY MEASURES DURING ASSEMBLY, HANDLING AND STORAGE IN ACCORDANCE WITH IPC-A-610.

THIS DRAWING AND THE CONTENTS HEREIN ARE CONFIDENTIAL AND THE SOLE PROPERTY OF DIALIGHT. REPRODUCTION OF THIS DRAWING OR CONSTRUCTION OF ANY PARTS WITHIN THIS DRAWING ARE FORBIDDEN WITHOUT THE WRITTEN CONSENT OF DIALIGHT.		
SCALE: DRAWING SCALE	DRAWING NUMBER	REV
ALL DIM'S IN: INCHES (MM)	C-17551	A
TOLERANCES: UNLESS OTHERWISE SPECIFIED	TITLE SURFACE MOUNT CBI - ROUND LENS LOW CURRENT; RoHS COMPLIANT	
FRACTIONS: ±1/64	MATERIAL	
DECIMALS (.XX): ±.02	Dialight	
DECIMALS (.XXX): ±.015	1501 ROUTE 34 SOUTH FARMINGDALE, NJ 07727	
DECIMALS (.XXXX): ±.0005	FSCM 83330	
ANGLES: ±3°	SHEET 1 OF 1 FAMILY TABLE:	