

Panel feed-through terminal block - HDFK 50 GNYE - 0708726


Please be informed that the data shown in this PDF Document is generated from our Online Catalog. Please find the complete data in the user's documentation. Our General Terms of Use for Downloads are valid (<http://phoenixcontact.com/download>)



Panel feed-through terminal block, Connection method: Screw connection, Load current : 150 A, Cross section: 16 mm² - 50 mm², AWG 6 - 1/0, Width: 18.8 mm, Color: green-yellow

The illustration shows version HDFK 50 in gray

Key Commercial Data

Packing unit	1 pc
Minimum order quantity	10 pc
GTIN	 4 017918 004743
Weight per Piece (excluding packing)	126.21 g
Custom tariff number	85369010
Country of origin	Greece

Technical data

General

Number of levels	1
Number of connections	2
Color	green-yellow
Insulating material	PA
Flammability rating according to UL 94	V0
Rated surge voltage	8 kV
Pollution degree	3
Overvoltage category	III
Insulating material group	I
Nominal current I _N	150 A
Maximum load current	150 A
Nominal voltage U _N	690 V
Number of positions	1

Panel feed-through terminal block - HDFK 50 GNYE - 0708726

Technical data

Dimensions

Width	18.8 mm
Plate thickness	1 mm ... 6 mm

Connection data

Note	Terminal sleeve
Connection side	Level 1 ext. 1
Connection method	Screw connection
Note	Note: Product releases, connection cross sections and notes on connecting aluminum cables can be found in the download area.
Conductor cross section solid min.	16 mm ²
Conductor cross section solid max.	50 mm ²
Conductor cross section flexible min.	16 mm ²
Conductor cross section flexible max.	50 mm ²
Conductor cross section AWG min.	6
Conductor cross section AWG max.	1/0
Conductor cross section flexible, with ferrule without plastic sleeve min.	10 mm ²
Conductor cross section flexible, with ferrule without plastic sleeve max.	50 mm ²
Conductor cross section flexible, with ferrule with plastic sleeve min.	10 mm ²
Conductor cross section flexible, with ferrule with plastic sleeve max.	50 mm ²
2 conductors with same cross section, solid min.	6 mm ²
2 conductors with same cross section, solid max.	16 mm ²
2 conductors with same cross section, stranded min.	10 mm ²
2 conductors with same cross section, stranded max.	16 mm ²
2 conductors with same cross section, stranded, ferrules without plastic sleeve, min.	6 mm ²
2 conductors with same cross section, stranded, ferrules without plastic sleeve, max.	16 mm ²
2 conductors with same cross section, stranded, TWIN ferrules with plastic sleeve, min.	6 mm ²
2 conductors with same cross section, stranded, TWIN ferrules with plastic sleeve, max.	10 mm ²
Stripping length	24 mm
Internal cylindrical gage	B10
Screw thread	M6
Tightening torque, min	6 Nm
Tightening torque max	8 Nm

Standards and Regulations

Connection in acc. with standard	CSA
----------------------------------	-----

Panel feed-through terminal block - HDFK 50 GNYE - 0708726

Technical data

Standards and Regulations

Flammability rating according to UL 94	V0
----------------------------------------	----

Classifications

eCl@ss

eCl@ss 4.0	27141131
eCl@ss 4.1	27141131
eCl@ss 5.0	27141134
eCl@ss 5.1	27141134
eCl@ss 6.0	27141134
eCl@ss 7.0	27141134
eCl@ss 8.0	27141134

ETIM

ETIM 2.0	EC001283
ETIM 3.0	EC001283
ETIM 4.0	EC001283
ETIM 5.0	EC001283

UNSPSC

UNSPSC 6.01	30211811
UNSPSC 7.0901	39121410
UNSPSC 11	39121410
UNSPSC 12.01	39121410
UNSPSC 13.2	39121410

Approvals

Approvals

Approvals

CSA / UL Recognized / KEMA-KEUR / PRS / IECCEB CB Scheme / EAC


Ex Approvals

Approvals submitted


Panel feed-through terminal block - HDFK 50 GNYE - 0708726

Approvals


Approval details

CSA 

		B	C
mm ² /AWG/kcmil	6-1/0	6-1/0	
Nominal current I _N	125 A	125 A	125 A
Nominal voltage U _N	600 V	600 V	600 V


UL Recognized 

	B	C
mm ² /AWG/kcmil	6-2/0	6-2/0
Nominal current I _N	170 A	170 A
Nominal voltage U _N	600 V	600 V

KEMA-KEUR 

mm ² /AWG/kcmil	50
Nominal current I _N	150 A
Nominal voltage U _N	690 V

PRS

IECEE CB Scheme 

mm ² /AWG/kcmil	50
Nominal current I _N	150 A
Nominal voltage U _N	690 V

EAC

