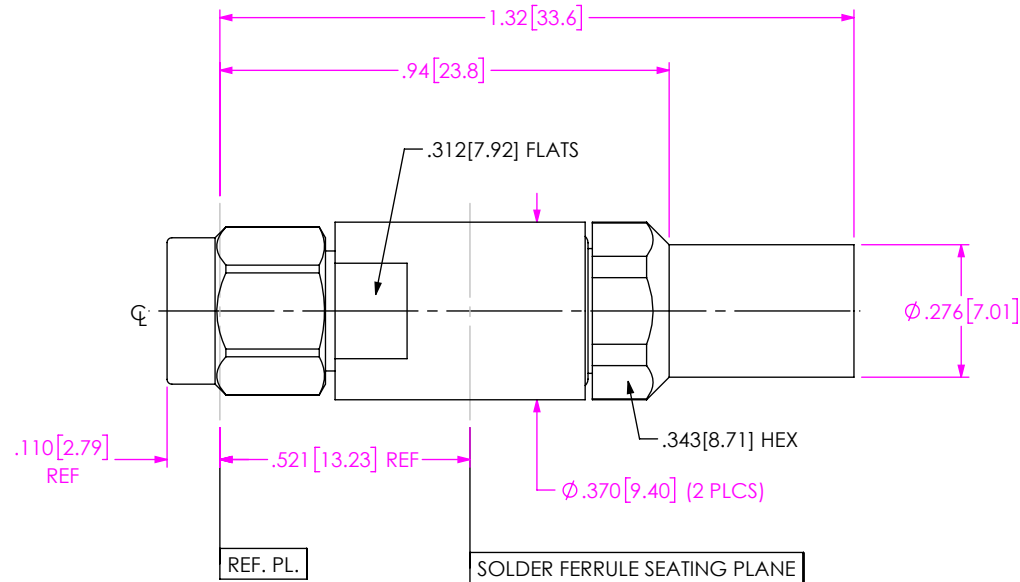


DESIGNED & DIMENSIONED
IN INCHES[MILLIMETERS]

DO NOT
SCALE FROM
THIS PRINT



PRF01-P-C-EP-190-SS-X

SERIES
-01: SMA

GENDER
-P: PLUG

TYPE
-C: CABLE

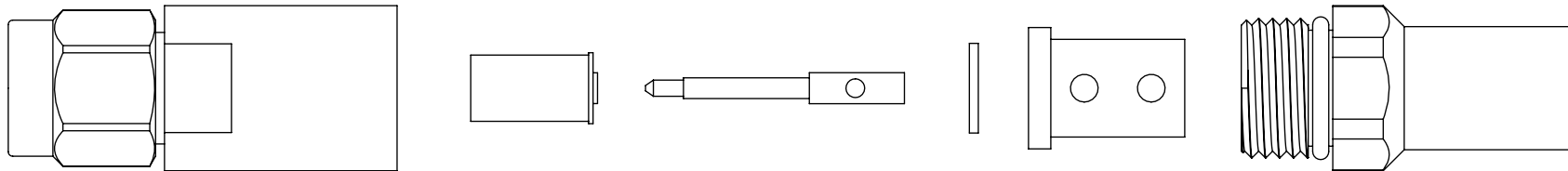
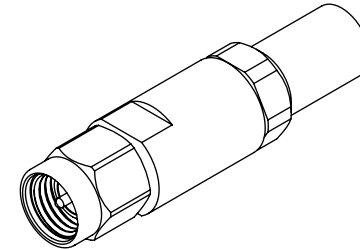
PACKAGING
-B: BULK (IN INCREMENTS OF 50)
(BLANK): STANDARD PACKAGING

TERMINATION
-S: SOLDER CLAMP

ORIENTATION
-S: STRAIGHT

CABLE TYPE
-190: SEMFLEX HP190

PLATING
-EP: 50µ" EXTRA HEAVY GOLD
CENTER CONTACT, PASSIVATED
OUTER CONTACT



EXPLODED VIEW
NOT TO SCALE
(FOR CLARITY ONLY)

NOTES:

- MATERIAL:**
BODY, CLAMP NUT, COUPLING NUT: STAINLESS STEEL
CONTACT, LOCK RING: BERYLLIUM COPPER
SOLDER FERRULE: BRASS ALLOY
INSULATORS: PTFE
O-RING, GASKET: SILICONE RUBBER
- FINISH:**
BODY, CLAMP NUT, COUPLING NUT: PASSIVATED
CONTACT, SOLDER FERRULE: 50µ" MIN. GOLD OVER 50µ" MIN. NICKEL PLATE
- PCI P/N: 3165
- BULK PACKAGING OPTION (-B) FOR ORDERS IN INCREMENTS OF 50 PCS.

UNLESS OTHERWISE SPECIFIED,
DIMENSIONS ARE IN INCHES.
TOLERANCES ARE:
DECIMALS ANGLES
.XX: ±.02[0.5] 1°
.XXX: ±.005[0.13]
.XXXX: ±.0005[0.013]

PROPRIETARY NOTE
THIS DOCUMENT CONTAINS CONFIDENTIAL AND PROPRIETARY INFORMATION AND ALL DESIGN, MANUFACTURING, REPRODUCTION, USE, PATENT RIGHTS AND SALES RIGHTS ARE EXPRESSLY RESERVED BY SAMTEC, INC. THIS DOCUMENT SHALL NOT BE DISCLOSED, IN WHOLE OR PART, TO ANY UNAUTHORIZED PERSON OR ENTITY NOR REPRODUCED, TRANSFERRED OR INCORPORATED IN ANY OTHER PROJECT IN ANY MANNER WITHOUT THE EXPRESS WRITTEN CONSENT OF SAMTEC, INC.



520 PARK EAST BLVD, NEW ALBANY, IN 47150
PHONE: 812-944-6733 FAX: 812-948-5047
e-Mail info@SAMTEC.com code 55322

DO NOT SCALE DRAWING

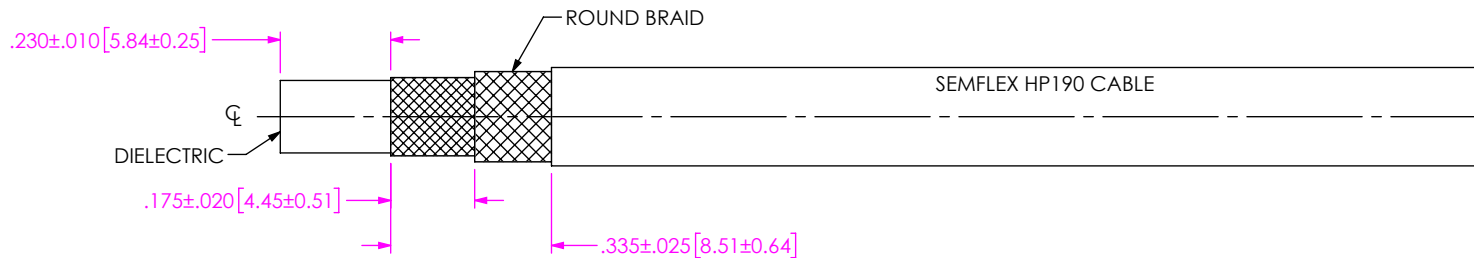
SHEET SCALE: 2.5:1

DESCRIPTION: SMA PLUG, SOLDER CLAMP FOR SEMFLEX HP 190 CABLE

DWG. NO. PRF01-P-C-EP-190-SS-X

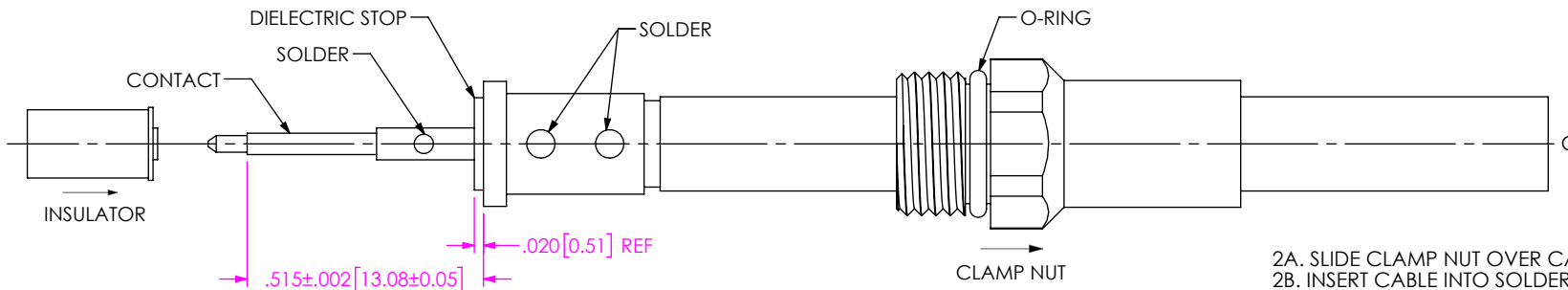
BY: CANDY W 05/10/2019 SHEET 1 OF 2

CABLE APPLICATION VIEWS



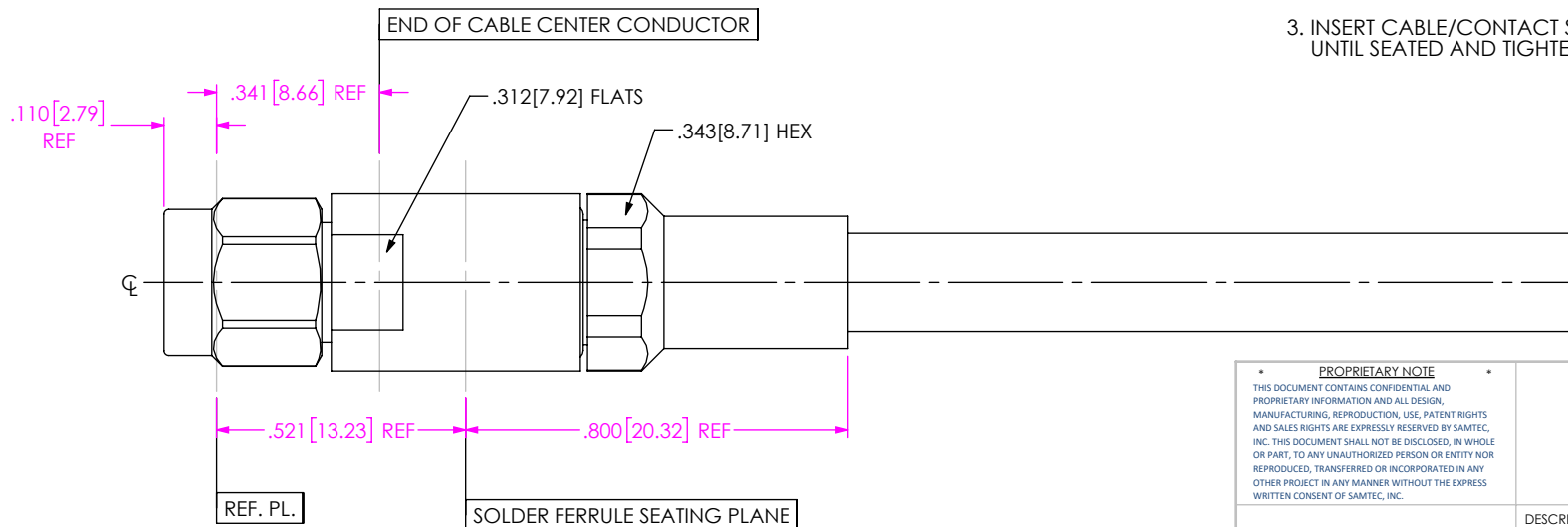
1. TRIM CABLE AS SHOWN.

IN-PROCESS VIEW 1



2A. SLIDE CLAMP NUT OVER CABLE IN ORIENTATION AS SHOWN.
 2B. INSERT CABLE INTO SOLDER FERRULE UNTIL INNER BRAIDS SEAT AND SOLDER TO BRAIDS WHERE SHOWN.
 2C. TRIM CABLE DIELECTRIC FLUSH WITH FACE OF FERRULE.
 2D. SLIDE DIELECTRIC STOP OVER CABLE CENTER CONDUCTOR AND SOLDER CONTACT FLUSH TO STOP TO DIMENSION SHOWN.
 2E. SLIDE INSULATOR ONTO CONTACT AGAINST SHOULDER.

IN-PROCESS VIEW 2



3. INSERT CABLE/CONTACT SUB-ASSEMBLY INTO CONNECTOR UNTIL SEATED AND TIGHTEN CLAMP NUT TO 25-35 IN-LBS.

DISTANCE FROM END OF CABLE CENTER COND. TO REF. PL. IS .341 (REF.)

IN-PROCESS VIEW 3

PROPRIETARY NOTE
 THIS DOCUMENT CONTAINS CONFIDENTIAL AND PROPRIETARY INFORMATION AND ALL DESIGN, MANUFACTURING, REPRODUCTION, USE, PATENT RIGHTS AND SALES RIGHTS ARE EXPRESSLY RESERVED BY SAMTEC, INC. THIS DOCUMENT SHALL NOT BE DISCLOSED, IN WHOLE OR PART, TO ANY UNAUTHORIZED PERSON OR ENTITY NOR REPRODUCED, TRANSFERRED OR INCORPORATED IN ANY OTHER PROJECT IN ANY MANNER WITHOUT THE EXPRESS WRITTEN CONSENT OF SAMTEC, INC.



520 PARK EAST BLVD, NEW ALBANY, IN 47150
 PHONE: 812-944-6733 FAX: 812-948-5047
 e-Mail info@SAMTEC.com code 55322

DO NOT SCALE DRAWING

SHEET SCALE: 2.5:1

DESCRIPTION: SMA PLUG, SOLDER CLAMP FOR SEMFLEX HP 190 CABLE

DWG. NO. PRF01-P-C-EP-190-SS-X

BY: CANDY W 05/10/2019 SHEET 2 OF 2