

PT 1X2-24AC/FM-ST

Order No.: 2920094


The figure shows version PT 1X2-24DC/FM-ST



<http://eshop.phoenixcontact.de/phoenix/treeViewClick.do?UID=2920094>

Surge protection plug with integrated diagnostic and status indicator on the module and remote indication contact for a 2-wire floating signal circuit. Nominal voltage: 24 V AC



Commercial data	
GTIN (EAN)	4  046356 153997
sales group	J213
Pack	10 pcs.
Customs tariff	85369010
Catalog page information	Page 85 (TT-2009)

Product notes

WEEE/RoHS-compliant since:
07/01/2007



<http://www.download.phoenixcontact.com>
Please note that the data given here has been taken from the online catalog. For comprehensive information and data, please refer to the user documentation. The General Terms and Conditions of Use apply to Internet downloads.

Technical data

General

Housing material	PA 6.6
Inflammability class acc. to UL 94	V0
Color	black

Standards for air and creepage distances	VDE 0110-1
	IEC 60664-1: 1992-10
Total surge current (8/20) μ s	20 kA
Ambient temperature (operation)	-40 °C ... 85 °C
Mounting type	On base element
Design	DIN rail module, two-section, divisible
Degree of protection	IP20
Direction of action	Line-Line & Line-Signal Ground/Shield & optional Signal Ground/ Shield-Earth Ground
Width	17.70 mm
Height	52.00 mm
Length	45.00 mm
Pitch unit	1 Div.

Protective circuit

IEC category	C1
	C2
	C3
	D1
VDE requirement class	C1
	C2
	C3
	D1
Nominal voltage U_N	24 V AC
Maximum continuous operating voltage U_C	40 V DC
	28 V AC
Maximum continuous voltage U_C (wire-wire)	40 V DC
	28 V AC
Nominal current I_N	450 mA (45°C)
Operating effective current I_C at U_C	$\leq 5 \mu$ A
Ground conductor current I_{PE}	$\leq 2 \mu$ A (Directly grounded)
	$\leq 1 \mu$ A (BE: 1x2+F)
Nominal discharge surge current I_n (8/20) μ s (Core-Core)	10 kA
Nominal discharge surge current I_n (8/20) μ s (Core-Earth)	10 kA
Total surge current (8/20) μ s	20 kA

Max. discharge surge current I_{max} (8/20) μs maximum (Core-Core)	10 kA
Max. discharge surge current I_{max} (8/20) μs maximum (Core-Earth)	10 kA
Nominal pulse current I_{an} (10/1000) μs (Core-Core)	23 A (25°C)
Lightning test current (10/350) μs , peak value I_{imp}	2.5 kA
Output voltage limitation at 1 kV/ μs (Core-Core) spike	≤ 70 V
Output voltage limitation at 1 kV/ μs (Core-Earth) spike	≤ 450 V
	≤ 1 kV (BE: 1x2+F)
Output voltage limitation at 1 kV/ μs (Core-Core) static	≤ 55 V
Output voltage limitation at 1 kV/ μs (Core-Earth) static	≤ 450 V
	≤ 50 V (BE: 1x2+F)
Residual voltage at I_n , (conductor-conductor)	≤ 55 V
Residual voltage with I_{an} (10/1000) μs (conductor-conductor)	≤ 65 V
Protection level U_p (Core-Core)	≤ 55 V (C1 (500 V/250 A))
	≤ 55 V (C3 (10 A))
Protection level U_p (Core-Earth)	≤ 450 V (C2 (10 kV/5 kA))
Response time t_A (Core-Core)	≤ 1 ns
Response time t_A (Core-Earth)	≤ 100 ns
Input attenuation aE, sym.	Typ. 0.5 dB (≤ 1.5 MHz / 50 Ω)
	Typ. 0.2 dB (≤ 500 kHz / 150 Ω)
Cut-off frequency f_g (3 dB), sym. in 50 Ohm system	Typ. 8 MHz
Cut-off frequency f_g (3 dB), sym. in 150 Ohm system	Typ. 3 MHz
Capacity (Core-Core)	Typ. 1.1 nF
Capacity (Core-Earth)	Typ. 4 pF
Resistance in series	2.2 $\Omega \pm 10\%$ (7-8/11-12)
Max. required back-up fuse	500 mA (e.g. T (IEC 127-2/III))
Surge carrying capacity in acc. with IEC 61643-21 (Core-Core)	C2 (10 kV/5 kA)
	C3 (10 A)

Surge carrying capacity in acc. with IEC 61643-21 (Core-Earth)	C2 (10 kV/5 kA)
	D1 (2.5 kA)
	C3 (100 A)
Alternating current carrying capacity in acc. with IEC 61643-21 (Core-Earth)	5 A - 1 s

Connection data

Type of connection	Screw connection (in connection with the base element)
Connection type IN	PLUGTRAB plug-in system
Connection type OUT	PLUGTRAB plug-in system
Screw thread	M3
Tightening torque	0.8 Nm
Stripping length	8 mm
Conductor cross section stranded min.	0.2 mm ²
Conductor cross section stranded max.	2.5 mm ²
Conductor cross section solid min.	0.2 mm ²
Conductor cross section solid max.	4 mm ²
Conductor cross section AWG/kcmil min.	24
Conductor cross section AWG/kcmil max	12

Connection, protective circuit

Standards/regulations	IEC 61643-21
	DIN EN 61643-21

Certificates / Approvals

Certification

GOST, UL Listed

Accessories

Item	Designation	Description
Marking		
0811228	X-PEN 0,35	Marker pen without ink cartridge, for manual labeling of markers, labeling extremely wipe-proof, line thickness 0.35 mm
0814717	ZBF 15:SO/CMS	Zack strip, flat, 10-section, divisible, special printing, marking according to customer requirements
0808671	ZBF 5,LGS:FORTL.ZAHLEN	Zack marker strip, flat, printed horizontally: 10-section, with the numbers 1 - 10, 11 - 20, and so on up to 491 - 500, color: white
0810821	ZBF 5,LGS:GERADE ZAHLEN	Zack marker strip, flat, printed horizontally: 10-section, with even numbers, printed with the numbers: 2-20, 22-40, etc. up to 82-100
0810863	ZBF 5,LGS:UNGERADE ZAHLEN	Zack strip, flat, printed horizontally: 10-section, with odd numbers, printed with the numbers: 1-19, 21-39 etc. up to 81-99
0808697	ZBF 5,QR:FORTL.ZAHLEN	Zack marker strip, flat, printed vertically: 10-section, with the numbers 1 - 10, 11 - 20, and so on up to 91 - 100, color: white
0808668	ZBF 5/WH-100:UNBEDRUCKT	Zack strip, flat, unprinted: 10-section, for individual labeling with M-PEN or ZBF-T, large batch, sufficient for labeling 1000 terminal blocks, color: white
0808642	ZBF 5:UNBEDRUCKT	Zack strip, flat, unprinted: 10-section, for individual labeling with M-PEN or ZBF-T, sufficient for 100 terminal blocks, color: white
0800763	ZBN 18:SO/CMS	Marker labels, 5-section, special printing, labeled according to customer requirements (Please specify the required marking with order), for terminal width: 17.5 mm, color: White
2809128	ZBN 18:UNBEDRUCKT	Unprinted marker labels, strips with 5 labels for individual labeling with M-PEN or CMS system, for terminal block width: 17.5 mm, color: White

Additional products

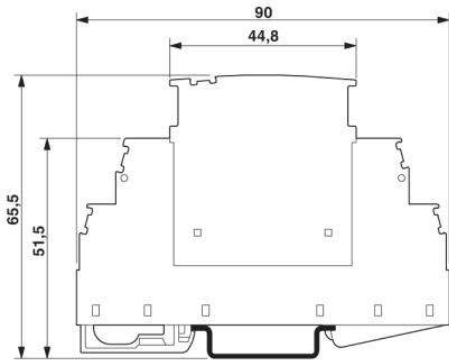
Item	Designation	Description
Assembly		
2839295	SSA 3-6	shield fast connections for conductor diameter 3 - 6 mm. Potential connection cable: 200 mm, black
2839512	SSA 5-10	Shield fast connection for conductor diameters 5 - 10 mm. Potential connection cable: 200 mm, black

General

2920023	PT 1X2+F-BE/FM	Base element to accept a protective plug with diagnostic and status indicator for one floating double wire, integrated spark gap to provide a high-resistance connection between the ground of the protective circuit of the plug and ground potential.
2920010	PT 1X2-BE/FM	Base element to accept a protective plug with diagnostic and status indicator for one floating double wire

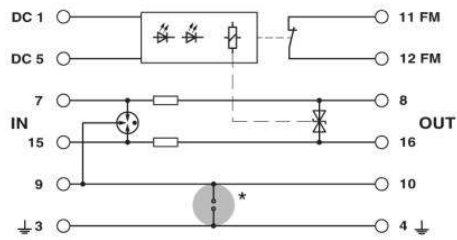
Diagrams/Drawings

Dimensioned drawing



The figure shows the complete module consisting of a base element and connector

Circuit diagram



Address

PHOENIX CONTACT Deutschland GmbH
Flachmarktstr. 8
32825 Blomberg, Germany
Phone +49 5235 3 12000
Fax +49 5235 3 41200
<http://www.phoenixcontact.de>



© 2010 Phoenix Contact
Technical modifications reserved;