



# KTPS36 Series

D

## 36-Watt Wall-mount Adapters With Interchangeable AC plug, DoE/CEC Level VI

INPUT SPECIFICATIONS	
r	d

INPUT SPECIFICATIONS	
	00 – 0
r	0 – 0
rr	00 M
r	r r r rr r

OUTPUT SPECIFICATIONS	
	r
	D r R M r
r	r r r
	r rr r
	r r
R	
d	0
r R	0 r 0 d
dR	
rr	0

GENERAL SPECIFICATIONS	
M d	00 000 d r rd R
D r d	000 r r – d r
M d R d	0
r rr	000
M	000
r	R M



### FEATURES

- D
- R 00 0
- R R R
- R RR R
- R R R
- R M

ENVIRONMENTAL SPECIFICATIONS		
r r r	0 0	
r r r	0 0	
r d	0 – 0 R	
r d	0 – 0 R	

MECHANICAL SPECIFICATIONS	
D	
r	R
D rd	0
r	r

r 0 00 0 M 0 00 r r 0



# KTPS36 Series

D

Model Number	Output Voltage	Output Current	Max Output Power
0 0 00M	0	0	00
0 00M		0	0 00
0 0 M	0		0 00
0 00M	0	0	00
0 0M	0		00
0 0M	0		00
00 M	0	0	00

### Part Number Key:

KTPS36- xxx yyy MP - VI - P

xxx = output voltage

012=12.0V 135 = 13.5V example

yyy = output current

555 = 5.55 amp example

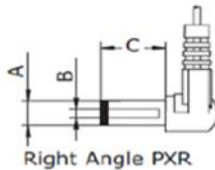
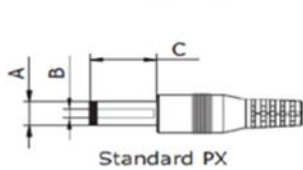
p = output connector

P1/(R)\* = 2.1/5.5/9.5mm, P2/(R)\* = 2.5/5.5/9.5...

\* R = Right Angle Connectors

Note: Center Positive (+) standard

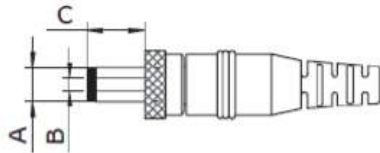
### Standard DC Plug



	A	B	C	Unit
P1 / P1R	5.5	2.1	9.5	mm
P2 / P	5.5	2.5	9.5	mm
P3 / P3R	3.5	1.35	9.5	mm
P4 / P4R	3.8	1.35	9.5	mm
P5 / P5R	3.8	1.05	9.5	mm
P12/P12R	5.5	2.1	12	mm

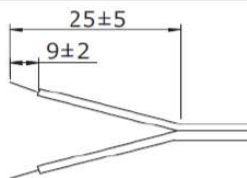
P100 = User Defined

### Locking DC Plug



	A	B	C	Unit
P6	5.5	2.1	9.5	mm
P7	5.5	2.5	9.5	mm

### Stripped and Tinned



ST = Stripped and Tinned

0 0 00 M 0 00 r r 0

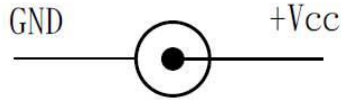


# KTPS36 Series

D

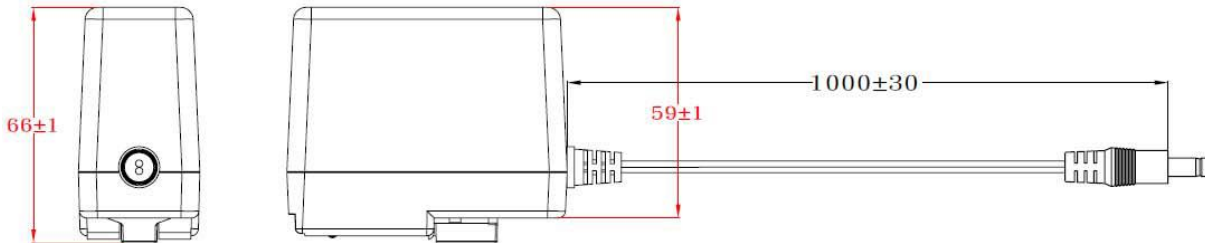
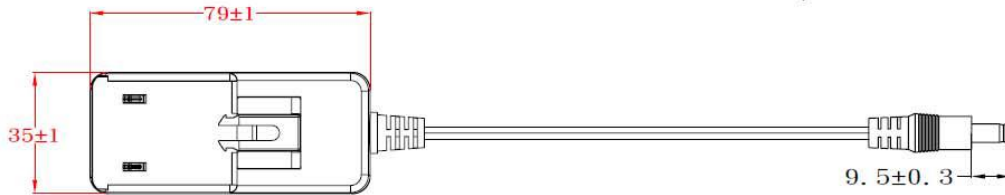
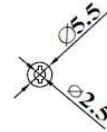
## 8. Mechanical :

- 8.1 Weight : 160 g Typical
- 8.2 Cable Type : Black UL2468 16AWG  
( Wire + Plug )  
Plug :  $\varnothing 5.5 * \varnothing 2.5 * 9.5 \text{mm}$   
( Tuning Fork & Cannelure )



Output Cable Plug Pin Assignment

- 8.3 Cable Length : 1000mm
- 8.4 Case Dimension : 79mm(L)\*35mm(W)\*66mm(H)
- 8.5 Material Flammability : UL 94V-0
- 8.6 External Apperance : As drawing below ( Scale  $\rightarrow$  mm )



### 8.7 AC Plug: (L\*W\*H±0.5mm)

■ USA	■ Europe	■ U. K.	■ Australia	■ China	□ Korea
39.2*31.2*26	39.2*35*45	39.2*48.6*37.5	41.5*55*34	39.2*31.2*26	39.2*35*45

r
0 M
r
0

0 0 0
0 0 0
r r
0