



Micro Commercial Components



Micro Commercial Components
20736 Marilla Street Chatsworth
CA 91311
Phone:(818) 701-4933
Fax: (818) 701-4939

3SMBJ5913B THRU 3SMBJ5917B

3.0 Watt Surface Mount Silicon Zener Diodes

Features

- Lead Free Finish/Rohs Compliant (Note1) ("P" Suffix designates Compliant. See ordering information)
- 3.3 thru 4.7 Volt Voltage Range
- Low Inductance, Low Profile Mounting
- Glass Passivated Junction
- Available On Tape and Reel
- Halogen free available upon request by adding suffix "-HF"
- Epoxy meets UL 94 V-0 flammability rating
- Moisture Sensitivity Level 1

Mechanical Data

- Terminals solderable per MIL-STD-750, Method 2026
- Polarity is indicated by cathode band.
- Packaging: Standard 12mm Tape (see EIA 481)
- Maximum temperature for soldering: 260°C for 10 seconds.

Maximum Ratings @ 25°C Unless Otherwise Specified

Maximum Forward Voltage	V _F	1.5V	(Note: 2)
Steady State Power Dissipation	P _d	3.0W	(Note: 3)
Operation and Storage Temperature	T _J , T _{STG}	-65°C to +150°C	
Thermal Resistance Junction to Ambient	R _{thJA}	42°C /W	

DO-214AA
(SMB) (LEAD FRAME)

DIM	INCHES		MM		NOTE
	MIN	MAX	MIN	MAX	
A	.160	.185	4.06	4.70	
B	.130	.155	3.30	3.94	
C	.006	.012	0.15	0.31	
D	.030	.060	0.76	1.52	
E	.200	.220	5.08	5.59	
F	.079	.096	2.00	2.44	
G	.075	.087	1.91	2.21	
H	.002	.008	0.05	0.203	

SUGGESTED SOLDER PAD LAYOUT

- Note:
1. High Temperature Solder Exemptions Applied, see EU Directive Annex 7.
 2. Forward Current @ 200mA.
 3. Mounted on 5.0mm² (1oz thick) land areas.
Lead temperature at T_L=75°C

ELECTRICAL CHARACTERISTICS(TL=30 centigrade unless otherwise noted) (VF=1.5Volts Max @IF=200mAdc for all types.

MCC PART NUMBER	ZENER VOLTAGE VZ (*)	TEST CURRENT IZT	MAXIMUM DYNAMIC IMPEDANCE ZZT @IZT	KNEE CURRENT IZK	KNEE IMPEDANCE ZZK	MAXIMUM REVERSE CURRENT IR	REVERSE VOLTAGE VR	DEVICE MARKING
	VOLTS	mA	OHMS	mA	OHMS	µA	VOLTS	
3SMBJ5913B	3.3	113.6	10	1	500	100	1	H13B
3SMBJ5914B	3.6	104.2	9	1	500	75	1	H14B
3SMBJ5915B	3.9	96.1	7.5	1	500	25	1	H15B
3SMBJ5916B	4.3	87.2	6	1	500	5	1	H16B
3SMBJ5917B	4.7	79.8	5	1	500	5	1.5	H17B

* TOLERANCE AND VOLTAGE DESIGNATION Tolerance designation - The type numbers listed indicate a tolerance of +/-5%

RATING AND CHARACTERISTICS CURVES

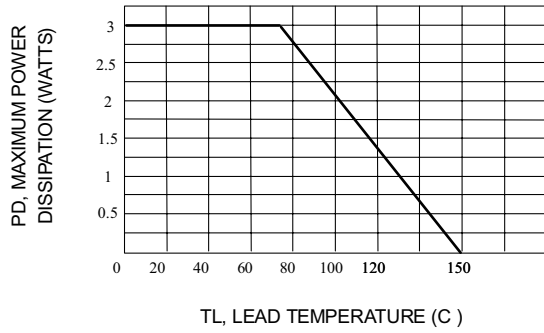


Fig. 1-STEADY STATE POWER DERATING

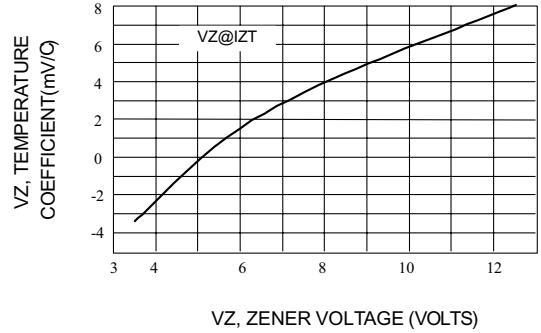


Fig. 2-ZENER VOLTAGE-3.3 TO 4.7 VOLTS

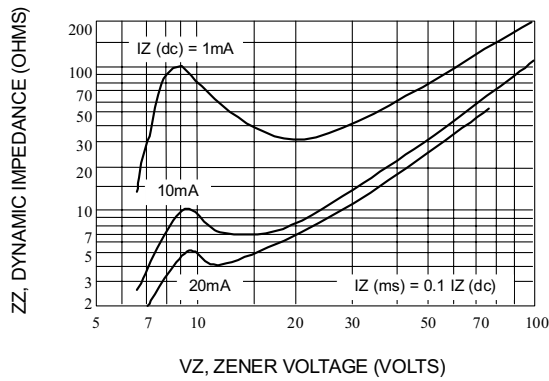


Fig. 3-EFFECT OF ZENER VOLTAGE

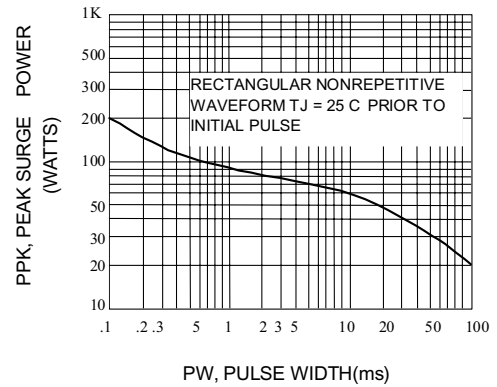


Fig. 4-PULSE RATING CURVE



Ordering Information

Device	Packing
(Part Number)-TP	Tape&Reel;3Kpcs/Reel

Note : Adding "-HF" suffix for halogen free, eg. Part Number-TP-HF

IMPORTANT NOTICE

Micro Commercial Components Corp. reserves the right to make changes without further notice to any product herein to make corrections, modifications , enhancements , improvements , or other changes . **Micro Commercial Components Corp .** does not assume any liability arising out of the application or use of any product described herein; neither does it convey any license under its patent rights ,nor the rights of others . The user of products in such applications shall assume all risks of such use and will agree to hold **Micro Commercial Components Corp .** and all the companies whose products are represented on our website, harmless against all damages.

LIFE SUPPORT

MCC's products are not authorized for use as critical components in life support devices or systems without the express written approval of Micro Commercial Components Corporation.

CUSTOMER AWARENESS

Counterfeiting of semiconductor parts is a growing problem in the industry. Micro Commercial Components (MCC) is taking strong measures to protect ourselves and our customers from the proliferation of counterfeit parts. MCC strongly encourages customers to purchase MCC parts either directly from MCC or from Authorized MCC Distributors who are listed by country on our web page cited below. Products customers buy either from MCC directly or from Authorized MCC Distributors are genuine parts, have full traceability, meet MCC's quality standards for handling and storage. **MCC will not provide any warranty coverage or other assistance for parts bought from Unauthorized Sources.** MCC is committed to combat this global problem and encourage our customers to do their part in stopping this practice by buying direct or from authorized distributors.