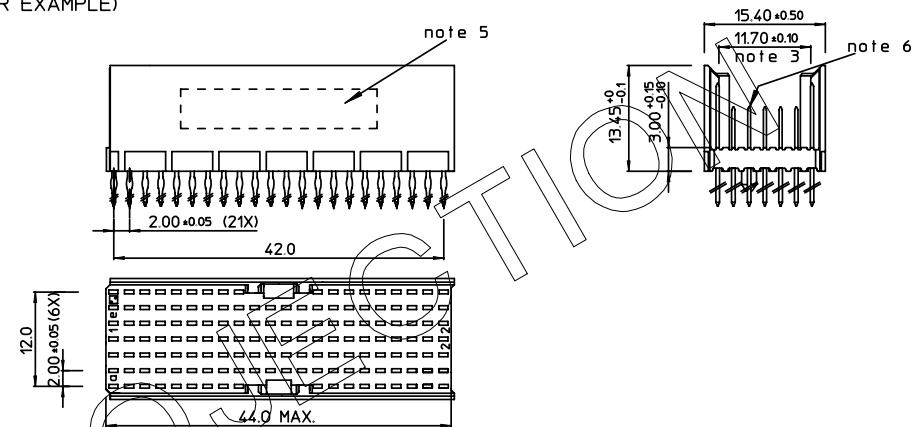


REV.	DATE	DESCRIPTION	BY	C'K'D'
A	2001-09-14	CONVERSION REVISION 01	KN	
B	2002-05-28	EC 820086	NF	
C	2005-10-24	105-0196	ALEX B	BKP
D	2006-07-28	106-0112	ALEX B	BKP

LOADING PATTERN MATING SIDE

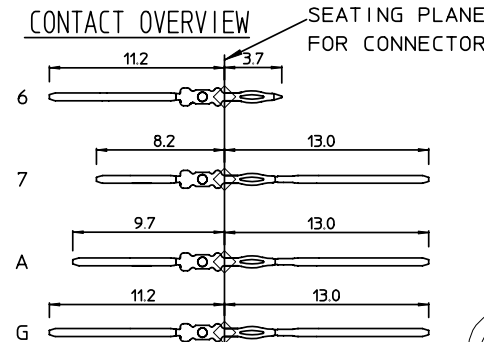
f	6	6	6	6	6	6	6	6	6		6	6	6	6	6	6	6	6			
e	7	7	7	7	7	7	7	7	7		7	7	7	7	7	7	7	7			
d	7	7	7	7	7	7	7	7	7		7	7	7	7	7	7	7	7			
c	A	7	7	G	G	G	7	7	7		7	7	7	7	7	G	G	G	7	7	A
b	7	7	7	7	7	7	7	7	7		7	7	7	7	7	7	7	7	7	7	7
a	7	7	7	7	7	7	7	7	7		7	7	7	7	7	7	7	7	7	7	7
z	G	G	G	G	G	G	G	G	G		G	G	G	G	G	G	G	G	G	G	G
POS	01	05						10	15						20						

LOADED CONNECTOR ASSEMBLY (FOR EXAMPLE)

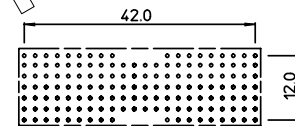


SHEET NR. : 850

CONTACT OVERVIEW



LAY-OUT P.C.B.-HOLE



LEAD FREE INDICATOR : LF = LEAD FREE (DIGIT 15 & 16)

HM2P66PKF2U5

PLATING CODE (DIGIT 13 AND 14) (REF DWG No. BS,C ,201844,003)

NOTES:

- THIS PRODUCT IS CSA APPROVED.
- THIS PRODUCT IS UL RECOGNIZED.
- MEASURED AT THE BOTTOM.
- MATERIAL CONTACT: PHOSPHORBRONZE
HOUSING: CREAM WHITE GLASSFILLED POLYESTER UL-94V0
- CONNECTOR PRINTED WITH P/N AND DATE CODE.
- FOR ACTUAL CONTACT LOADINGS, SEE LOADING PATTERN MATING SIDE.
- SHAPE OF CONNECTOR HOUSING CAN ALTER DEPENDING ON PRODUCTION LOCATION.
- THE PRODUCT (LF) MEETS EUROPEAN UNION DIRECTIVES AND OTHER COUNTRY REGULATIONS AS DESCRIBED IN GS-22-008
- FOR RECOMMENDED PTH DIMENSIONS REFER DRAWING : BS.A ,201572,001

1DEC ±0,2 2DEC ±0,1 ANGLES ±1°	APPR.	DATE	SIGN.	LOADING PATTERN OVERVIEW
	DRAFT	08-06-99	N. Oitto	
WE RESERVE THE RIGHT TO CHANGE DIMENSIONS OR REQUIREMENTS WITHOUT PRIOR NOTICE.	CHECKED			CAT. No. HM2P66PKF2U5----
	PROD. MGR.			
	PR. ENG. MGR.			
ALL DIMENSIONS IN MM	PR. MGT. MGR.			FCI www.fciconnect.com
	REFERENCES			SCALE
	BS,C ,201843,761			D
DRAWING No.			CUSTOMER DRAWING	
PDM: Rev:D			REVISION	