

CTL1206DBL1T DATASHEET

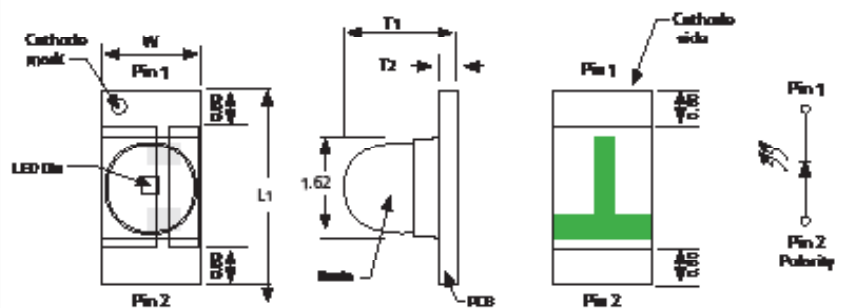
Chip Type LED, 1206, Dome Lens, Blue



VENKEL LTD.

Part Number	Size	Emitting Color	Emitting Material	Lens-Color	Luminous Intensity (I _F =20mA) mcd	Wavelength nm λP	Viewing Angle (2θ 1/2)
CTL1206DBL1T	1206	Blue	InGaN	Clear	360.0 min 715.0 typ	468	20°

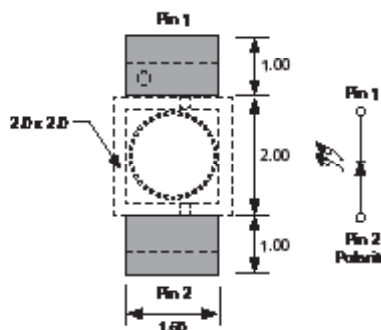
Electrical & Optical Specifications (T _A =25°C)		GR1 (AlGaInP)	Unit
Forward Voltage (Min.) (I _F =20mA)	V _F	3.3	V
Forward Voltage (Max.) (I _F =20mA)	V _F	3.9	V
Reverse Current (Max) (V _R =5V)	I _R	<100	uA
Peak Wavelength (Typ.) (I _F =20mA)	λP	468	nm
Dominant Wavelength (Typ.) (I _F =20mA)	λD	470	nm
Spectral Line Half Width (Typ.) (I _F =20mA)	Δλ	40	nm



Dimensions				Units: Inches (mm)			
L ₁	W	T ₁	T ₂	L ₁	W	T ₁	T ₂
0.1259±0.004 (3.20±0.1)	0.0629±0.004 (1.6±0.1)	0.0728±0.004 (1.85±0.1)	0.0118±0.004 (0.30±0.1)				

Absolute Maximum Ratings (T _A =25°C)		GR1 (AlGaInP)	Unit
Reverse Voltage	V _R	5	V
DC Forward Current	I _F	20	mA
Peak Forward Current 1/10 Duty Cycle @ 10KHz	I _{FP}	60	mA
Power Dissipation	P _D	78	mW
Operating Temperature	T _A	-40 ~ +85	°C
Storage Temperature	T _{stg}	-40 ~ +100	

Soldering Pad Layout



Tolerances are all ±0.1mm

CTL1206DBL1T DATASHEET

Chip Type LED, 1206, Dome Lens, Blue



VENKEL LTD.

Graphs

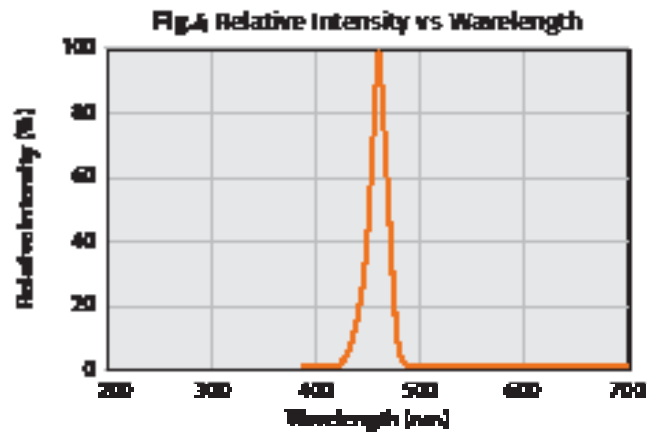
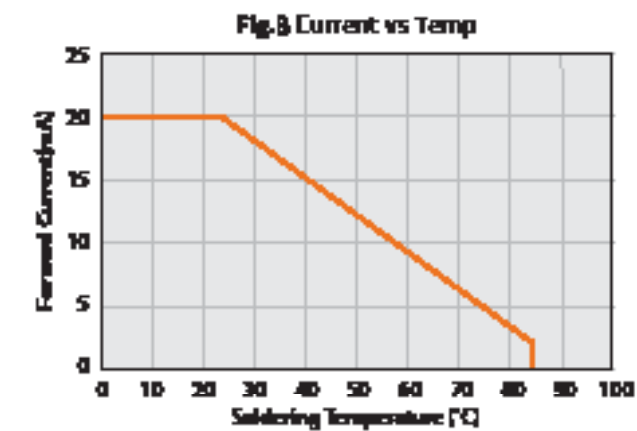
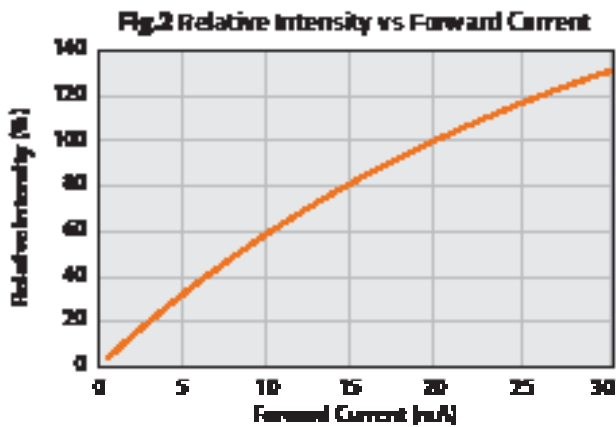
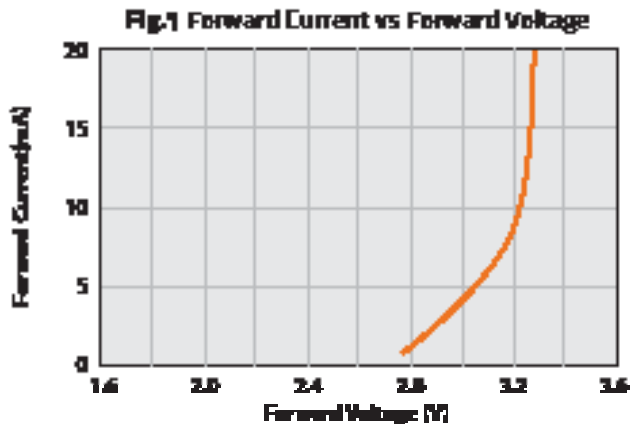
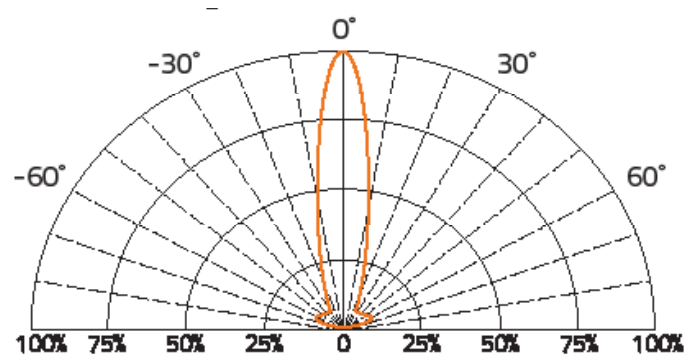


Fig. 5 Direct Radiation



Environmental information	
RoHS Status	6 of 6 Compliant
REACH Status	Compliant
Halogen Status	Halogen Free
Conflict Mineral Status	Conflict Mineral Free
Moisture Sensitivity Level (MSL)	3

Reflow profile	
Max Reflow Temperature	260°C
Number of Reflow Cycles	2
Time at Max Reflow Temperature	10 seconds

CTL1206DBL1T DATASHEET

Chip Type LED, 1206, Dome Lens, Blue



VENKEL LTD.

Label Example

Item: CTL1206DBL1T

Chip Type LED, 1206, Dome Lens, Blue

Qty: 2000

D/C: 2147

Lot: E1A1A22L12

BIN/HUE: X/C

VF: 1.6V-2.4V

VENKEL LTD

YOUR SINGLE SOURCE FOR SURFACE MOUNT PASSIVES

Codes:

VF: Forward Voltage | BIN: Luminous Intensity | HUE: Dominant Wavelength

Luminous Intensity Classification (BIN Code)

BIN Code	Iv(mcd) at 20mA	
	Min.	Max.
U	360.0	450.0
V	450.0	560.0
W	560.0	715.0
X	715.0	900.0
Y	900.0	1125.0
Z	1125.0	1440.0

Dominant Wavelength Classification (HUE Code)

HUE Code	λD (nm) at 20mA	
	Min.	Max.
A	460.0	464.0
B	464.0	468.0
C	468.0	472.0
D	472.0	476.0
E	476.0	480.0

CTL1206DBL1T DATASHEET

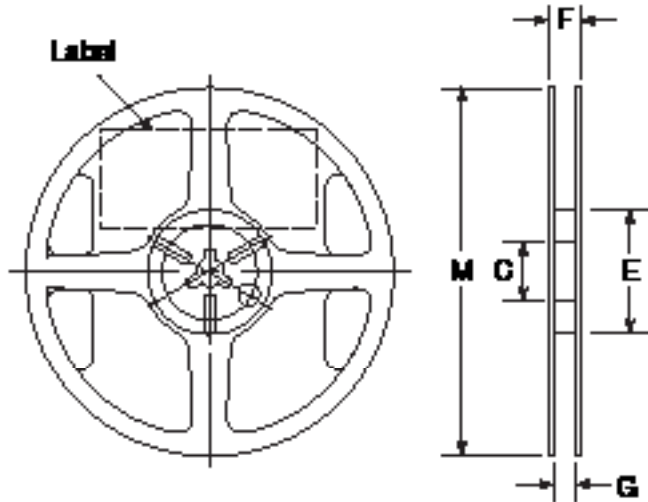
Chip Type LED, 1206, Dome Lens, Blue



VENKEL LTD.

Reel Specifications

Units: mm



M	C	F	E	G
178±1.50	13.0±1.0	12.0±1.0	60.0±1.0	9.0±1.0

Packaging Specifications

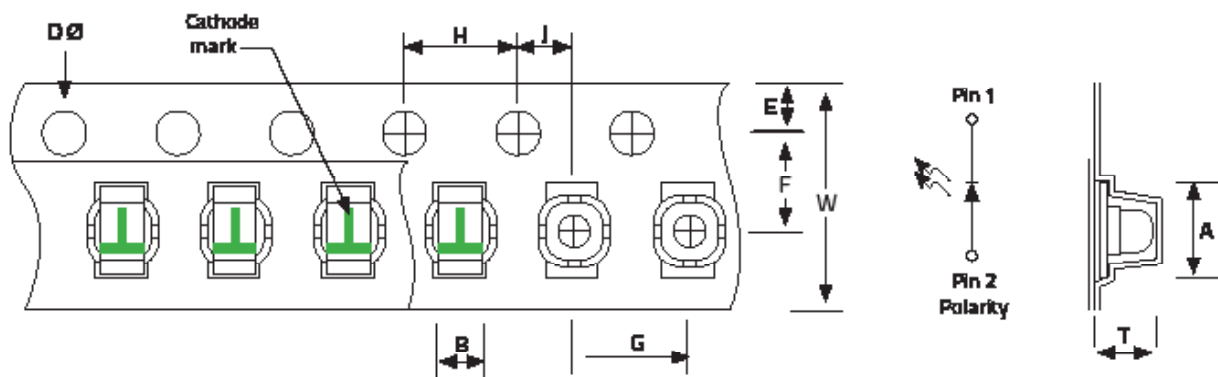
Reel Size:	7"
Quantity per Reel :	2,000

Storage Specifications

1. Storage temperature and RH: 5°C~35°C, RH60%
2. Once the package is opened, the LEDs should be used within a week. Otherwise, they should be kept in a moisture proof bag with desiccant. We suggest that you use this product within one year from date code.
3. If opened for more than one week in an atmosphere of 5°C~35°C, RH60%. The parts should be heat treated at 60°C±5°C for 15 hours.

Tape Specifications

Units: mm



T	W	A	B	F
2.17±0.10	8.0 +0.30/-0.10	3.37±0.10	1.78±0.10	3.5±0.05
E	H	J	D	G
1.75±0.1	4.0±0.1	2.0±0.05	1.5±0.1	4.0±0.1

CTL1206DBL1T DATASHEET

Chip Type LED, 1206, Dome Lens, Blue



VENKEL LTD.

Environmental Test Criteria

Classification	Test Item	Test Condition	Sample Size
Endurance Test	Operating Life	1. 25°C 2. 1000hrs	40
	High Temperature Storage	1. 85°C±5°C 2. 1000hrs	40
	Temperature, Humidity Bias	1. 40°C 2. 93% 3. 1000hrs	40
Environmental Test	Solderability	1. 245°C / 3±1 sec 2. 260°C / 10±1 sec	40