

MABA-007493-CF4160



4:1 Flux Coupled Step-up Transformer
1-350MHz


Rev. V2

Features

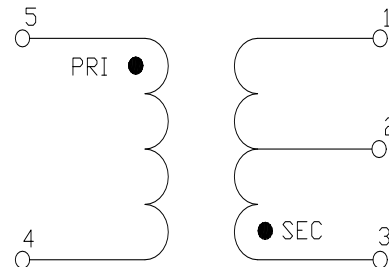
- n Surface Mount
- n 4:1 Impedance
- n 260°C Reflow Compatible
- n RoHS* Compliant
- n RoHS version of ETC4-1 and MABACT0011.
- n Available on Tape and Reel. Reel quantity 2000

Description

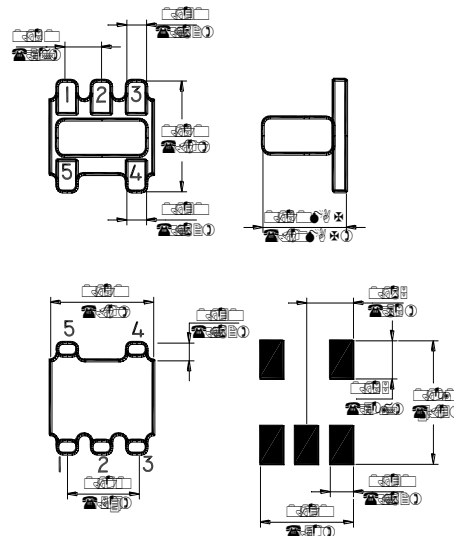
MABA-007493-CF4160 is a 4:1 flux coupled step-up transformer in a low cost, surface mount package. Ideally suited for high volume CATV/ Broadband applications.



Schematic



Case Style: SM-22



Pin Configuration

Pin No.	Function
1	Secondary
2	Secondary CT
3	Secondary Dot
4	Primary
5	Primary Dot

Note: Reference Application Note **M513** for reel size information.

* Restrictions on Hazardous Substances, European Union Directive 2002/95/EC.

Dimensions in inches [mm] Tolerance: .xx ± .02, .xxx ± .010

Ordering Information

Part Number	Package
MABA-007493-CF4160TR	2000 piece reel
MABA-007493-CF41TB	Customer test board

4:1 Flux Coupled Step-up Transformer 1-350MHz

Rev. V2

Electrical Specifications: $T_A = 25^\circ\text{C}$, $Z_0 = 50\Omega$

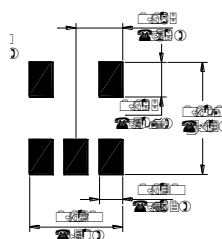
Parameter	Test Conditions	Units	Min	Typ	Max	Mean (x)	Sigma (x)
Insertion Loss 1	5 - 100 MHz	dB	-	0.8	1.0	-	-
	2 - 300 MHz	dB	-	1.6	2.0	1.21	0.032
	1 - 350 MHz	dB	-	2.0	3.0	-	-
Amplitude Unbalance	5 - 100 MHz	dB	-	-	± 0.1	-	-
	1 - 350 MHz	db	-	-	± 0.5	-	-
Phase Unbalance	5 - 100 MHz	$^\circ$	-	-	± 1.0	-	-
	1 - 350 MHz	$^\circ$	-	-	± 5.0	-	-

Absolute Maximum Ratings ^{1,2}

Parameter	Absolute Maximum
RF Power	250mW
DC current	30mA
Operating Temperature	-40°C to +85°C
Storage Temperature	-40°C to +85°C

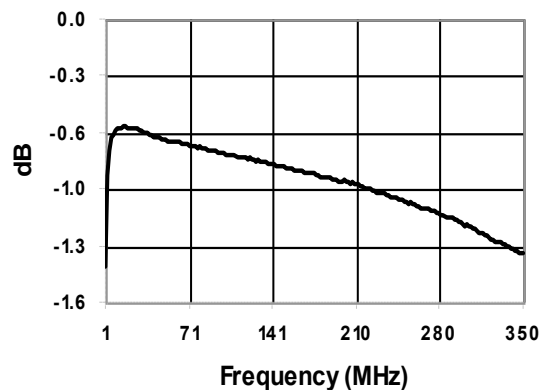
1. Exceeding any one or combination of these limits may cause permanent damage to this device.
2. M/A-COM does not recommend sustained operation near these survivability limits.

Recommended PCB Configuration

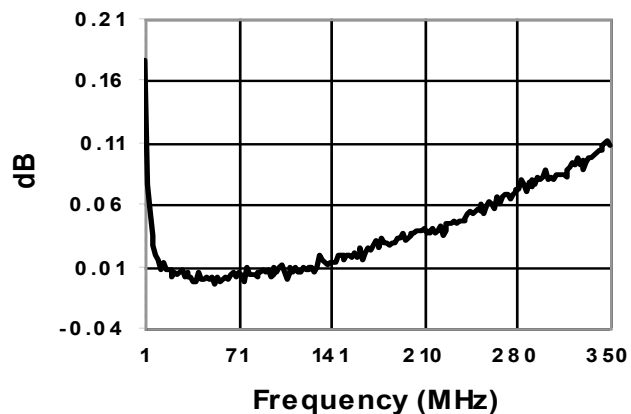


Typical Performance Curves: $T_A = 25^\circ\text{C}$, $Z_0 = 50\Omega$

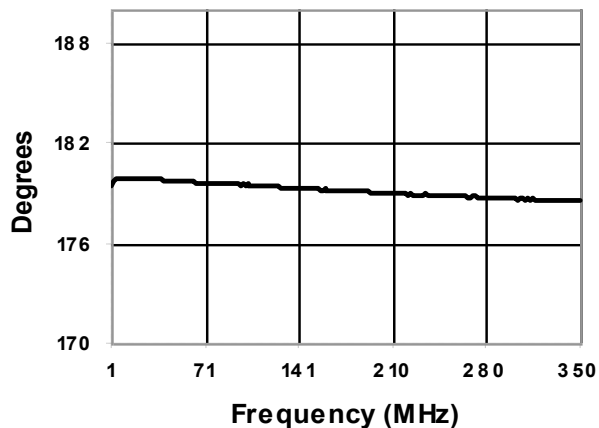
Insertion Loss



Amplitude Unbalance



Phase Balance



M/A-COM Technology Solutions Inc. All rights reserved.

Information in this document is provided in connection with M/A-COM Technology Solutions Inc ("MACOM") products. These materials are provided by MACOM as a service to its customers and may be used for informational purposes only. Except as provided in MACOM's Terms and Conditions of Sale for such products or in any separate agreement related to this document, MACOM assumes no liability whatsoever. MACOM assumes no responsibility for errors or omissions in these materials. MACOM may make changes to specifications and product descriptions at any time, without notice. MACOM makes no commitment to update the information and shall have no responsibility whatsoever for conflicts or incompatibilities arising from future changes to its specifications and product descriptions. No license, express or implied, by estoppel or otherwise, to any intellectual property rights is granted by this document.

THESE MATERIALS ARE PROVIDED "AS IS" WITHOUT WARRANTY OF ANY KIND, EITHER EXPRESS OR IMPLIED, RELATING TO SALE AND/OR USE OF MACOM PRODUCTS INCLUDING LIABILITY OR WARRANTIES RELATING TO FITNESS FOR A PARTICULAR PURPOSE, CONSEQUENTIAL OR INCIDENTAL DAMAGES, MERCHANTABILITY, OR INFRINGEMENT OF ANY PATENT, COPYRIGHT OR OTHER INTELLECTUAL PROPERTY RIGHT. MACOM FURTHER DOES NOT WARRANT THE ACCURACY OR COMPLETENESS OF THE INFORMATION, TEXT, GRAPHICS OR OTHER ITEMS CONTAINED WITHIN THESE MATERIALS. MACOM SHALL NOT BE LIABLE FOR ANY SPECIAL, INDIRECT, INCIDENTAL, OR CONSEQUENTIAL DAMAGES, INCLUDING WITHOUT LIMITATION, LOST REVENUES OR LOST PROFITS, WHICH MAY RESULT FROM THE USE OF THESE MATERIALS.

MACOM products are not intended for use in medical, lifesaving or life sustaining applications. MACOM customers using or selling MACOM products for use in such applications do so at their own risk and agree to fully indemnify MACOM for any damages resulting from such improper use or sale.